



The new CLA Coupé and Shooting Brake

Price List from 1st July to 31st August 2024

Mercedes-Benz



Welcome


At Mercedes-Benz we appreciate the importance of detail. Over the following pages you'll find model prices and a breakdown of standard and optional equipment, as well as details of the attractive finance offers and benefits that are available to every Mercedes-Benz driver.

We have highlighted some of the best styling features both inside and out, some of the new technology features and some body styling options which all combine to give you a unique driving experience. To experience a full listing of what is available; please speak directly to your local Mercedes-Benz Dealer.

Of course, some things have to be experienced to be truly appreciated, such as the qualities that set a Mercedes-Benz apart, which is why we'd like to invite you for a test drive at your local Mercedes-Benz Dealership. Discover the location and the contact details of your local Mercedes-Benz Dealership at **www.mercedes-benz.ie**



Some of the model features, optional extras and colours shown may not be available, or may only be available in a different specification, or at a different price.



Some of the model features, optional extras and colours shown may not be available, or may only be available in a different specification, or at a different price.



Some of the model features, optional extras and colours shown may not be available, or may only be available in a different specification, or at a different price.




Some of the model features, optional extras and colours shown may not be available, or may only be available in a different specification, or at a different price.



< >

Some of the model features, optional extras and colours shown may not be available, or may only be available in a different specification, or at a different price.



Some of the model features, optional extras and colours shown may not be available, or may only be available in a different specification, or at a different price.

Model prices Coupé

Petrol

Model Description	Wheel size	CO2	VRT Rate	Road Tax	CC	BHP	Price*
CLA 180 Coupé Progressive Plus	18"	131-135	19.25%	€210	1332	136	€54,735
CLA 180 Coupé AMG Line Plus	18"	136-140	20.00%	€210	1332	136	€57,678
CLA 200 Coupé Progressive Plus	18"	131-135	19.25%	€210	1332	163	€57,655
CLA 200 Coupé AMG Line Plus	18"	136-140	20.00%	€210	1332	163	€60,618
CLA 220 4MATIC Coupé Progressive Plus	18"	156-170	30.00%	€280	1332	190	€71,930
CLA 220 4MATIC Coupé AMG Line Plus	18"	156-170	30.00%	€280	1332	190	€74,723
CLA 250 4MATIC Coupé Progressive Plus	18"	156-170	30.00%	€280	1991	224	€75,770
CLA 250 4MATIC Coupé AMG Line Plus	18"	156-170	30.00%	€280	1991	224	€78,563
Mercedes-AMG CLA 35 4MATIC Coupé	18"	171-190	35.00%	€600	1991	306	€91,025
Mercedes-AMG CLA 45 S 4MATIC Coupé	19"	191 +	41.00%	€1,250	1991	421	€118,225

Petrol Plug In Hybrid

Model Description	Wheel size	CO2	VRT Rate	Road Tax	CC	BHP	Price*
CLA 250 e Coupé Progressive Premium Plus	18"	0-50	7.00%	€140	1332	**	€61,810
CLA 250 e Coupé AMG Line Premium Plus	18"	0-50	7.00%	€140	1332	**	€64,600
** 1,332cc, 4-cylinder, 160hp - Electric Motor 102hp. System Output 218hp.							

Diesel

Model Description	Wheel size	CO2	VRT Rate	Road Tax	CC	BHP	Price*
CLA 180 d Coupé Progressive Plus	18"	131-135	19.25%	€210	1950	116	€57,260
CLA 180 d Coupé Progressive Plus	18"	136-140	20.00%	€210	1950	116	€57,745
CLA 180 d Coupé AMG Line Plus	18"	131-135	19.25%	€210	1950	116	€59,717
CLA 200 d Coupé Progressive Plus	18"	126-130	17.50%	€200	1950	150	€58,885
CLA 200 d Coupé AMG Line Plus	18"	131-135	19.25%	€210	1950	150	€62,497
CLA 220 d Coupé Progressive Plus	18"	131-135	19.25%	€210	1950	190	€64,445
CLA 220 d Coupé AMG Line Plus	18"	131-135	19.25%	€210	1950	190	€66,902

*Prices applicable to all models registered from 1st July to 31st August 2024 . Subject to availability. Terms & Conditions apply. Prices quoted do not include dealer and delivery related charges.

Owing to supply shortages, options for vehicles may be temporarily restricted, resulting in modified vehicle and/or package pricing . Regularly updated information on this issue is available from Mercedes-Benz dealers.

Model prices Shooting Brake

Petrol

Model Description	Wheel size	CO2	VRT Rate	Road Tax	CC	BHP	Price*
CLA 180 Shooting Brake Progressive Plus	18"	136-140	20.00%	€210	1332	136	€56,425
CLA 180 Shooting Brake AMG Line Plus	18"	136-140	20.00%	€210	1332	136	€58,903
CLA 200 Shooting Brake Progressive Plus	18"	136-140	20.00%	€210	1332	163	€59,370
CLA 200 Shooting Brake AMG Line Plus	18"	136-140	20.00%	€210	1332	163	€61,848
CLA 250 4MATIC Shooting Brake Progressive Plus	18"	156-170	30.00%	€280	1991	224	€77,195
CLA 250 4MATIC Shooting Brake AMG Line Plus	18"	156-170	30.00%	€420	1991	224	€79,988
Mercedes-AMG CLA 35 4MATIC Shooting Brake Plus	18"	171-190	35.00%	€600	1991	306	€97,625
Mercedes-AMG CLA 45 S 4MATIC Shooting Brake Plus	19"	191+	41.00%	€1,250	1991	421	€125,430

Petrol Plug In Hybrid

Model Description	Wheel size	CO2	Tax Band	Road Tax	CC	BHP	Price*
CLA 250 e Shooting Brake Progressive Premium	18"	1-50	7.00%	€140	1332	**	€62,915
CLA 250 e Shooting Brake AMG Line Premium	18"	1-50	7.00%	€140	1332	**	€65,705
** 1,332cc, 4-cylinder, 163hp - Electric Motor 109hp. System Output 218hp.							

Diesel

Model Description	Wheel size	CO2	Tax Band	Road Tax	CC	BHP	Price*
CLA 180 d Shooting Brake Progressive Plus	18"	136-140	20.00%	€210	1950	116	€58,975
CLA 180 d Shooting Brake AMG Line Plus	18"	136-140	20.00%	€210	1950	116	€61,453
CLA 200 d Shooting Brake Progressive Plus	18"	131-135	19.25%	€210	1950	150	€61,265
CLA 200 d Shooting Brake AMG Line Plus	18"	131-135	19.25%	€210	1950	150	€63,722
CLA 220 d Shooting Brake Progressive Plus	18"	131-135	19.25%	€210	1950	190	€65,655
CLA 220 d Shooting Brake AMG Line Plus	18"	136-140	20.00%	€210	1950	190	€68,688

*Prices applicable to all models registered from 1st July to 31st August 2024 . Subject to availability. Terms & Conditions apply. Prices quoted do not include dealer and delivery related charges.

Owing to supply shortages, options for vehicles may be temporarily restricted, resulting in modified vehicle and/or package pricing . Regularly updated information on this issue is available from Mercedes-Benz dealers.



CLA

Technology

Mercedes-Benz User Experience (MBUX)

Transforming the in-car user experience, thanks to MBUX: Controlled via voice or touch input, the innovative infotainment system can over time even predict personal habits thanks to artificial intelligence.

Voice control

- Activated by the keywords “Hey Mercedes”, the new intelligent voice control LINGUATRONIC¹ lets you control many of the infotainment functions, including destination input, phone calls or music selection
- MBUX is able to understand different accents and will adjust to you over time
- MBUX even understands indirect commands. Feeling chilly? Just say “I feel cold” and MBUX will adjust the temperature for you

Touch inputs

- Beside voice control you can operate MBUX via touchscreen as well as touch control buttons on the steering wheel

Personalisation

- Turn the new CLA into your very own Mercedes-Benz by personalising driving modes, radio stations and much more
- Your personal settings can be saved in up to seven different profiles, making your driving experience the best one possible
- Thanks to artificial intelligence, MBUX is able to learn and adapt over time. It will be able to predict your personal habits, such as navigation for frequently-driven routes, or the radio station you like to listen to on your way home from work

Maintenance and service

- Wondering when the next service is due? Or how much further you can drive until you need to stop at a petrol station? Just ask your MBUX – it will tell you the answer



¹LINGUATRONIC off-board functions are currently only available for three years

Mercedes me connect


Stay connected any time, anywhere.

Mercedes *me*

Mercedes me is a range of innovative online services designed to enhance your Mercedes-Benz experience. Accessible via mobile, tablet or PC, Mercedes me lets you enjoy the highest standards of care and support, in a way that integrates seamlessly with your busy lifestyle.


Safety and Service – Mercedes me connect helps to keep you and your car safe

Check your car's oil level, tyre pressure and fuel from your phone so you'll be ready for every journey.



Comfort – connect to your car anytime, anywhere

Forgot to lock your car? With Remote Car Lock² you will receive a notification on your smartphone to let you know. With one tap, you can lock and unlock your vehicle so you never have to worry.



Live Traffic Information, Parked Vehicle Locator and much more with Mercedes me connect

Forgot where you've parked? Parked Vehicle Locator¹ will show you exactly where your car is as long as you're in a 2 km radius of where you parked. Real-time traffic data and dynamic route with shorter journey times.

¹Available on all models with the Vehicle Monitoring package. This option may vary between standard and additional cost dependent on the model

²Part of the Vehicle Status package. This option may vary between standard and additional cost dependent on the model

Images shown are for illustration purposes only



CLA

Plug-in Hybrid

Some of the model features, optional extras and colours shown may not be available, or may only be available in a different specification, or at a different price.

Plug-in Hybrid Electric Vehicle (PHEV) The CLA 250 e.

Plug-in hybrid vehicles enjoy the same functionality of full Hybrid technology, with the added benefit that they can be charged from an external electricity source.

CLA 250 e

Petrol – 1,332 cc, 4-cylinder, 163 hp/120 kW

Electric motor – 109 hp/80 kW

Available as:

Progressive Premium, AMG Line Premium.

Some of the model features, optional extras and colours shown may not be available, or may only be available in a different specification, or at a different price.



Standard equipment

Acoustic ambient protection

Charging cable – Mode 2 cable (5 metres, straight) for domestic socket

Charging cable – Mode 3 cable (5 metres, straight) for wallbox and public charging stations

Charging socket

Charging system – rated at 11 kW AC

Comfort suspension

Pre-entry climate control

Premium Package featuring... Advanced Sound System, Blind Spot Assist, MBUX Augmented Reality for Navigation, Illuminated Door Sills with Mercedes-Benz lettering & Thermotronic 2-Zone Automatic Climate Control.

Radar-based recuperation

Remote and Charging Services Plus

Transmission : 8 Speed - DCT Automatic

Technical details

Equivalent All-Electric Range (EAER)²

Coupé: 78–79 km

Shooting Brake: 76–77 km

Charging time

AC charging station (11 kW AC) 10–100%³

Wallbox (7.4 kW AC) 10–100%³

1 hrs 15 mins

3 hrs 45 mins

Electric energy consumption, combined^{2,4}

Coupé: 168–149 Wh/km

Shooting Brake: 172–151 Wh/

Battery type (capacity)

Lithium ion (15.6 kWh)

Capacity on-board charger

11 kW AC

² The indicated values were determined according to the prescribed measurement method – Worldwide Harmonised Light Vehicle Test Procedure (WLTP). Figures shown may include options which are not available in Ireland. For Plug-in Hybrid Electric Vehicle (PHEV) figures determined with the battery fully charged, using a combination of both battery power and fuel. These models require mains electricity for charging ³Specified voltage and current values refer to network infrastructure and can be limited by the vehicle. Times are from 10–100% charge using a wallbox (three-phase) or standard socket (single-phase) ⁴The certified electrical consumption is generally determined at maximum AC charging capacity using a Mode 3 cable. It is therefore recommended that vehicles with a HV battery preferably be charged at a wallbox or an AC charging station with a Mode 3 cable in order to achieve shorter charging times and improved charging efficiency.

< >

CLA Model lines overview

Progressive»



Progressive»



AMG Line»



AMG Line»



CLA Progressive

Standard equipment highlights



Engine, Transmission and Suspension

DYNAMIC SELECT with a choice of driving modes: 'Eco', 'Comfort', 'Sport' and 'Individual'



Exterior

(18-inch) 10-spoke light-alloy wheels aerodynamically optimised, painted in black with a high-shine finish, (51R)

Beltline and windowline in chrome

Bodystyling – progressive bodystyling

Diamond grille with pins in black, silver-painted louvre and insert in chrome

KEYLESS-GO Comfort package – door handles with chrome inserts, EASY-PACK tailgate (Shooting Brake only), handle recess illumination, hands-free access

LED High Performance headlamps with integrated LED daytime running lights and Adaptive Highbeam Assist

Mirror package with electrically-folding exterior mirrors and automatically-dimming rear-view mirror

Summer tyres



Interior

- 4-way lumbar support
- Ambient Lighting (64 Colours)
- Comfort seats
- Gearshift paddles
- Heated front seats
- Multifunction sports steering wheel in leather
- THERMATIC automatic climate control
- Velour floor mats

Communications and In-Car Entertainment

- 10.25-inch digital instrument display
- 10.25-inch touchscreen media display
- MBUX multimedia system including "Hey Mercedes" with DAB digital radio
- MBUX with hard-disk navigation and three years free live traffic information
- Mercedes me Remote Services
- Smartphone integration¹ including Apple CarPlay® and Android Auto™
- USB package Plus


¹Compatible mobile phone required

Safety and Assistance Systems


- ATTENTION ASSIST
- Parking package with reversing camera
- Speed Limit Assist

Trim and Upholstery

Dark carbon-fibre look trim



ARTICO man-made leather – black



CLA AMG Line Standard equipment highlights



In addition to/replacement of Sport

Executive: **Exterior**

18" AMG alloy wheels – 5-twin-spoke design, painted tremolite grey with a high-shine finish (code RQS)

AMG bodystyling – AMG front apron with front splitter in chrome; AMG side sill panels; AMG rear apron with chrome trim and visible exhaust tailpipes

Sports brake system

Summer tyres

Owing to supply shortages, components for vehicles may be temporarily restricted, resulting in modified vehicle and/or package pricing. Regularly updated information on this issue is available from Mercedes-Benz dealers.

CLA AMG Line

Standard equipment highlights



Multifunction sports steering wheel in nappa leather with flattened bottom section

Interior


Floor mats – with stitched 'AMG' lettering

Sport seats with integrated headrest

Steering wheel – multifunction sports steering wheel in nappa leather with flattened bottom section

Trim and Upholstery

DINAMICA with contrasting stitching in red



ARTICO man-made leather/MICROCUT microfibre – black with contrasting topstitching in red



Upholsteries

Progressive



ARTICO man-made leather black (101)

Standard




ARTICO man-made leather macchiato beige / black (105)

Option



Leather black (211)

Option (Requires Leather Package + Sports Seat)



ARTICO man-made leather sage grey / black (158A)

Option (Requires Sports Seat)




ARTICO man-made leather black (111)

Option (Requires Sports Seat)


Upholsteries

AMG Line




ARTICO man-made leather / DINAMICA black (651)

Standard



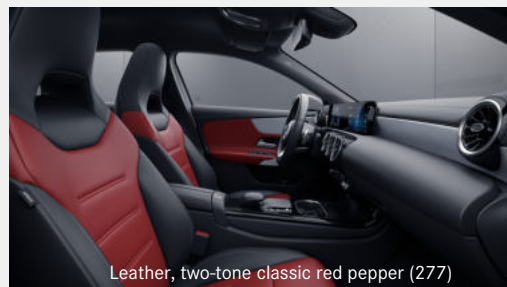
ARTICO man-made leather black (111A)

Option




Leather, two-tone titanium grey pearl / black (258A)

Option (Requires AMG Leather Package)



Leather, two-tone classic red pepper (277)

Option (Requires AMG Leather Package)



ARTICO man-made leather sage grey / black (158A)

Option



ARTICO man-made leather microfibre Bahia Brown(654)

Option

Trim options

Progressive Line



Trim in dark carbon-fibre look (52H)

Standard



Black open-pore linden wood trim(H15)

Option



Brown open-pore walnut wood trim (03H)

Option



Light longitudinal-grain aluminium trim(H44)

Option

Trim options

AMG Line



ARTICO man-made leather / DINAMICA microfibre - black (651A)

Standard



Black open-pore linden wood trim(H15)

Option



Brown open-pore walnut wood trim (03H)

Option



Light longitudinal-grain aluminium trim(H44)

Option

Wheel options

Progressive



Standard (18-inch) multi-spoke light-alloy wheels (04R)



No Cost Option (18-inch) 5-spoke light-alloy wheels (51R)

AMG Line



Standard (18-inch) AMG 5-twin-spoke light-alloy wheels (RQS)



Option (18-inch) AMG 5-twin-spoke light-alloy wheels (RQT)

Package Options

Special equipment <small>Sometimes equipment will be replaced by an upgrade.</small>	Advanced Plus Package <small>always included</small>	Premium Package <small>From* €3,087</small>	Premium Plus Package <small>From* €8,498</small>
All-digital instrument display ^(?)	✓	✓	✓
Ambient lighting ^(?)	✓	✓	✓
4-way lumbar support ^(?)	✓	✓	✓
Parking Package with reversing camera ^(?)	✓	✓	×
Parking Package with 360° camera ^(?)	×	×	✓
Rear armrest ^(?)	✓	✓	✓
Wireless charging system for mobile devices in the front ^(?)	✓	✓	✓
Mirror Package ^(?)	✓	✓	✓
KEYLESS-GO Comfort Package ^(?)	✓	✓	✓
Blind Spot Assist ^(?)	×	✓	✓
Advanced Sound System ^(?)	×	✓	✓
Door sills with "Mercedes-Benz" lettering, illuminated and with exchangeable cover ^(?)	×	✓	✓
THERMOTRONIC automatic climate control ^(?)	×	✓	✓
MBUX Augmented Reality for Navigation ^(?)	×	✓	✓
MBUX Navigation Premium ^(?)	×	✓	✓
Panoramic sliding sunroof ^(?)	×	×	✓
Head-up display ^(?)	×	×	✓
Driver's seat, electrically adjustable with memory function ^(?)	×	×	✓
Surround lighting with projection of brand logo ^(?)	×	×	✓

*Price is subject to VRT rate and specification. Owing to supply shortages, components for vehicles may be temporarily restricted, resulting in modified vehicle and/or package pricing. Regularly updated information on this issue is available from Mercedes-Benz dealers.

Colour options

Non-metallic, metallic and MANUFAKTUR paints

● Standard □ Cost option



696 night black non-metallic



191 cosmos black metallic



888 hyper blue metallic



662 MANUFAKTUR mountain grey magno¹



149 polar white non-metallic



992 high tech silver metallic



970 spectral blue metallic



993 MANUFAKTUR patagonia red metallic



787 mountain grey metallic



¹MANUFAKTUR magno matt paint finishes require extra care. Please refer to the Owner's Manual for instructions. Please note that, owing to limitations of on-screen representation, paint colours may differ from those shown.

Technical data Coupé

● Standard – Not available

Model	CLA 180	CLA 200	CLA 250 e	CLA 220 d
Engine				
Fuel delivery	Petrol	Petrol	Petrol	Diesel
Total displacement cc	1,332	1,332	1,332	1,950
Arrangement/cylinders/valves	in-line/4/16	in-line/4/16	in-line/4/16	in-line/4/16
Power ¹ hp (kW) at rpm				
Combustion engine	136 (100)/5,500	163 (120)/5,500	163 (120)/5,500	190 (140)/3,800
Electric motor	–	–	109 (80)/2,500	–
System output	–	–	218 (160)	–
Torque ¹ Nm at rpm				
Combustion engine	230/1,660–3,000	270/2,000–3,500	270/2,000–3,500	400/1,600–2,600
Electric motor	–	–	300/2,000	–
System output	–	–	450	–
Compression ratio	11.8:1	11.8:1	11.8:1	15.5:1
Equivalent All-Electric Range (EAER) ² mi	–	–	46–53	–
Battery type (capacity) kWh	–	–	Lithium-ion/ 15.6	–
Electric energy consumption, combined ^{2,3} Wh/km	–	–	168–149	–
Charging time				
AC charging station (11 kW AC) 10–100% ⁴	–	–	1 hrs 15 mins	–
Wallbox (7.4 kW AC) 10–100% ⁴	–	–	3 hrs 45 mins	–
Capacity on-board charger kW	–	–	11 AC	–
Emissions standard	EURO 6D ISC-FCM	EURO 6D ISC-FCM	EURO 6D ISC-FCM	EURO 6D ISC-FCM

Transmission	CLA 180	CLA 200	CLA 250 e	CLA 220 d
7G-DCT 7-speed automatic	●	●	–	–
8G-DCT 8-speed automatic	–	–	●	●

¹Figures according to Directive 80/1269/EEC in the currently applicable version ²The indicated values were determined according to the prescribed measurement method – Worldwide Harmonised Light Vehicle Test Procedure (WLTP). Figures shown may include options which are not available in Ireland. For Plug-in Hybrid Electric Vehicle (PHEV) figures determined with the battery fully charged, using a combination of both battery power and fuel. These models require mains electricity for charging ³The certified electrical consumption is generally determined at maximum AC charging capacity using a Mode 3 cable. It is therefore recommended that vehicles with a HV battery preferably be charged at a wallbox or an AC charging station with a Mode 3 cable in order to achieve shorter charging times and improved charging efficiency ⁴Specified voltage and current values refer to network infrastructure and can be limited by the vehicle. Times are from 10–100% charge using a wallbox (three-phase) or standard socket (single-phase).

Technical data Coupé

Model		CLA 180	CLA 200	CLA 250 e	CLA 220 d
Performance					
Acceleration 0-100 km/h	sec	9,4	8,4	7,6	7,3
Top speed	km/h	216	229	229	244

Weights and capacities					
Kerb weight ⁵	kg	1,505	1,505	1,740	1,610
Perm. Gross Vehicle Weight	kg	1,995	1,995	2,215	2,100
Boot capacity	l	440	440	395	445
Towing capacity - unbraked/braked	kg	750/1,400	750/1,600	750/1,600 ⁶	750/1,600
Fuel tank capacity/of which reserve	l	43/5	43/5	35/5	51/5
Turning circle	m	11.10	11.10	11.10	11.10

Fuel consumption^{7,8,9}					
Combined (consumption dependent on chosen optional equipment)	l/100 km mpg	6.3-5.9 44.8-47.9	6.3-5.9 44.8-47.9	6.6-6.1 42.8-313.9	5.4-5.1 52.3-55.4

⁵Mass of the vehicle in running order with at least 90% full fuel tank, plus the mass of the driver (estimated by law at 75kg), fuel and fluids, equipped with the standard equipment as specified by the manufacturer as well as, where applicable, the mass of the body, cab, trailer coupling and spare wheel(s) as well as tools. Optional extras, additional equipment and accessories can influence the weight, residual payload, rolling resistance, aerodynamics, etc., and therefore also affect the consumption/CO₂ values ⁶Please note there is currently no availability to retrofit a tow bar for CLA 250 e ⁷All figures are based on a standard specification with the smallest tyre size ⁸The choice of wheels and transmission may affect CO₂ emissions and corresponding VRT Rate ⁹The indicated values were determined according to the prescribed measurement method - Worldwide Harmonised Light Vehicle Test Procedure (WLTP). Figures shown may include options which are not available in Ireland

Technical data Shooting Brake

● Standard – Not available

Model	CLA 180	CLA 200	CLA 250 e	CLA 220 d
Engine				
Fuel delivery	Petrol	Petrol	Petrol	Diesel
Total displacement	cc 1,332	1,332	1,332	1,950
Arrangement/cylinders/valves	in-line/4/16	in-line/4/16	in-line/4/16	in-line/4/16
Power ¹	hp (kW) at rpm			
Combustion engine	136 (100)/5,500	163 (120)/5,500	163 (120)/5,500	190 (140)/3,800
Electric motor	–	–	109 (80)/2,500	–
System output	–	–	218 (160)	–
Torque ¹	Nm at rpm			
Combustion engine	230/1,660–3,000	270/2,000–3,500	270/2,000–3,500	400/1,600–2,600
Electric motor	–	–	300/2,000	–
System output	–	–	450	–
Compression ratio	11.8:1	11.8:1	11.8:1	15.5:1
Equivalent All-Electric Range (EAER) ²	mi –	–	45–52	–
Battery type (capacity)	kWh –	–	Lithium-ion/15.6	–
Electric energy consumption, combined ^{2,3}	Wh/km –	–	172–151	–
Charging time				
AC charging station (11 kW AC) 10–100% ⁴	–	–	1 hrs 15 mins	–
Wallbox (7.4 kW AC) 10–100% ⁴	–	–	3 hrs 45 mins	–
Capacity on-board charger	kW –	–	11 AC	–
Emissions standard	EURO 6D ISC-FCM	EURO 6D ISC-FCM	EURO 6D ISC-FCM	EURO 6D ISC-FCM
Transmission				
7G-DCT 7-speed automatic	●	●	–	–
8G-DCT 8-speed automatic	–	–	●	●

¹Figures according to Directive 80/1269/EEC in the currently applicable version ²The indicated values were determined according to the prescribed measurement method – Worldwide Harmonised Light Vehicle Test Procedure (WLTP). Figures shown may include options which are not available in Ireland. For Plug-in Hybrid Electric Vehicle (PHEV) figures determined with the battery fully charged, using a combination of both battery power and fuel. These models require mains electricity for charging ³The certified electrical consumption is generally determined at maximum AC charging capacity using a Mode 3 cable. It is therefore recommended that vehicles with a HV battery preferably be charged at a wallbox or an AC charging station with a Mode 3 cable in order to achieve shorter charging times and improved charging efficiency ⁴Specified voltage and current values refer to network infrastructure and can be limited by the vehicle. Times are from 10–100% charge using a wallbox (three-phase) or standard socket (single-phase).


Technical data Shooting Brake

Model		CLA 180	CLA 200	CLA 250 e	CLA 220 d
Performance					
Acceleration 0-100 km/h	sec	9.6	8.6	7.7	7.4
Top speed	km/h	216	225	225	237

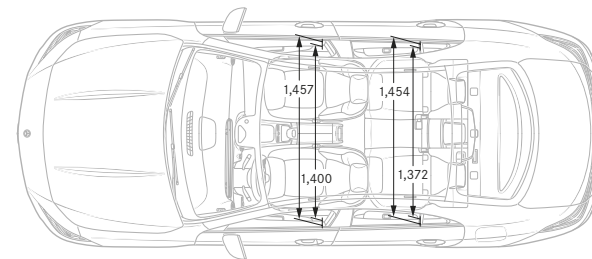
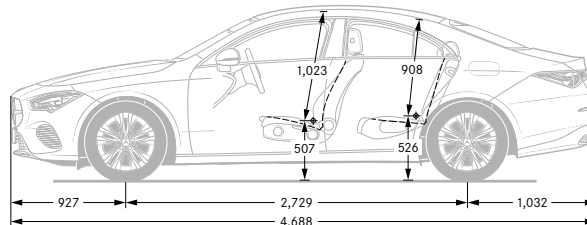
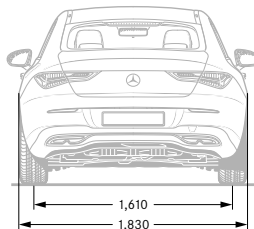
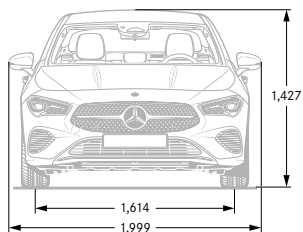
Weights and capacities					
Kerb weight ⁵	kg	1,530	1,530	1,765	1,635
Perm. Gross Vehicle Weight	kg	2,050	2,050	2,270	2,155
Boot capacity - seats up/seats down	l	485/1,350	485/1,350	445/1,310	490/1,355
Towing capacity - unbraked/braked	kg	750/1,400	750/1,600	750/1,600 ⁶	750/1,600
Fuel tank capacity/of which reserve	l	43/5	43/5	35/5	51/5
Turning circle	m	11.10	11.10	11.10	11.10

Fuel consumption^{7,8,9}					
Combined (consumption dependent on chosen optional equipment)	l/100 km mpg	6.4-6.1 44.1-46.3	6.4-6.1 44.1-46.3	6.7-6.2 42.2-313.9	5.5-5.2 51.4-54.3

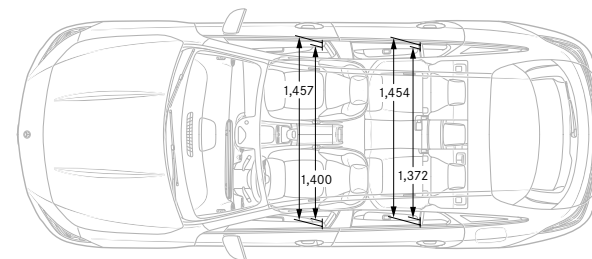
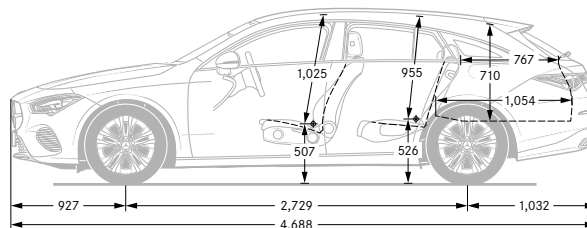
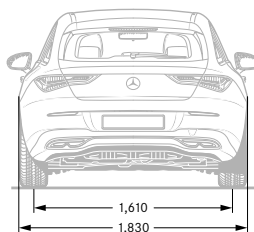
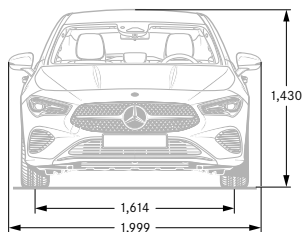
⁵Mass of the vehicle in running order with at least 90% full fuel tank, plus the mass of the driver (estimated by law at 75kg), fuel and fluids, equipped with the standard equipment as specified by the manufacturer as well as, where applicable, the mass of the body, cab, trailer coupling and spare wheel(s) as well as tools. Optional extras, additional equipment and accessories can influence the weight, residual payload, rolling resistance, aerodynamics, etc., and therefore also affect the consumption/CO₂ values ⁶Please note there is currently no availability to retrofit a tow bar for CLA 250 e ⁷All figures are based on a standard specification with the smallest tyre size ⁸The choice of wheels and transmission may affect CO₂ emissions and corresponding VRT Rate ⁹The indicated values were determined according to the prescribed measurement method - Worldwide Harmonised Light Vehicle Test Procedure (WLTP). Figures shown may include options which are not available in Ireland




Coupé – Progressive model line

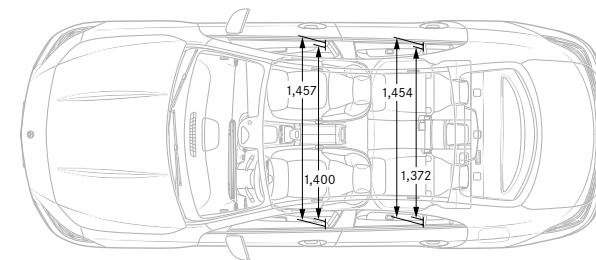
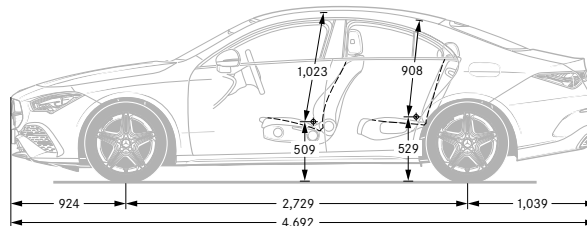
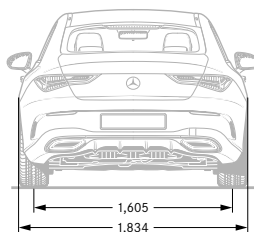
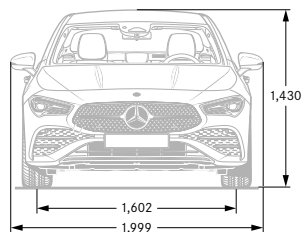


Shooting Brake – Progressive model line

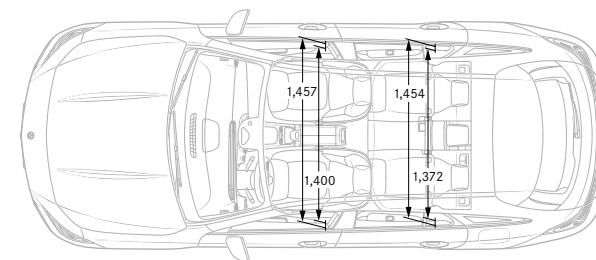
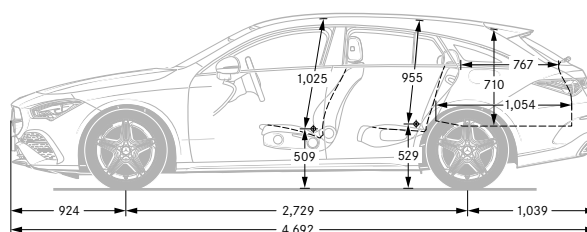
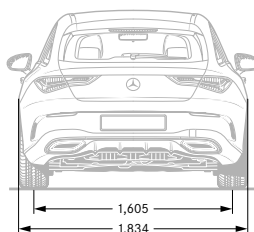
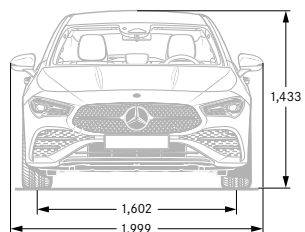




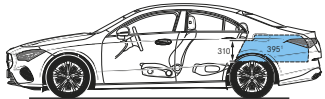
Coupé – AMG Line model lines



Shooting Brake – AMG Line model lines



Coupé – AMG Line model lines – Boot capacity (PHEV)



395 litres

Coupé – AMG Line model lines – Boot capacity (Combustion)



460 litres

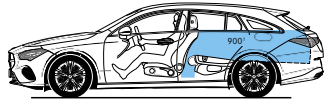
Shooting Brake – Boot capacity (PHEV)



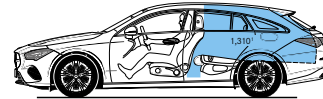
Open luggage compartment behind rear seat, loaded to upper edge of rear seat backrest, volume 454 litres (V 211-2)



Open luggage compartment behind rear seat, loaded to roof, volume 545 litres (V 214-2)



Open luggage compartment behind driver's seat, rear seat backrest folded, loaded to upper edge of driver's backrest, volume 900 litres (V 211-1)



Open luggage compartment behind driver's seat, rear seat backrest folded, loaded to roof, volume 1,310 litres (V 214-1)



Largest cuboid: Dimensions 1,397 × 639 × 532 mm, volume 475 litres

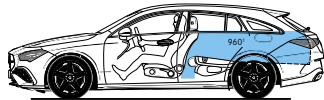
Shooting Brake – Boot capacity (Combustion)



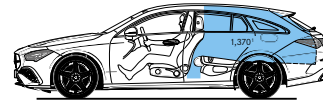
Open luggage compartment behind rear seat, loaded to upper edge of rear seat backrest, volume 505 litres (V 211-2)



Open luggage compartment behind rear seat, loaded to roof, volume 605 litres (V 214-2)



Open luggage compartment behind driver's seat, rear seat backrest folded, loaded to upper edge of driver's backrest, volume 960 litres (V 211-1)

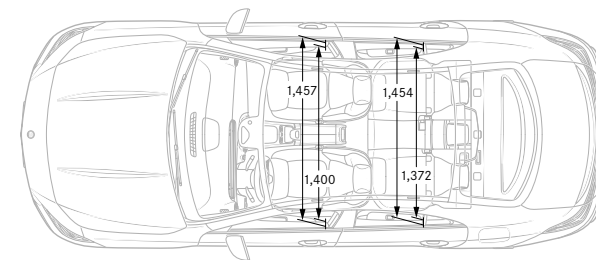
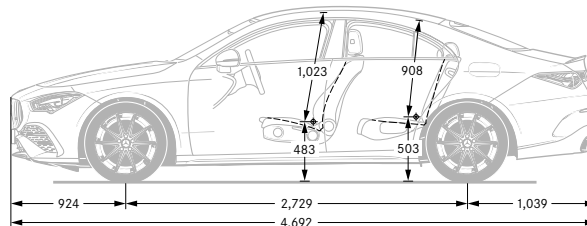
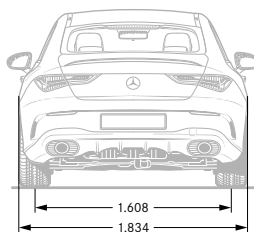
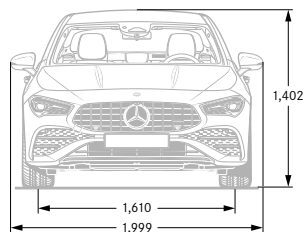


Open luggage compartment behind driver's seat, rear seat backrest folded, loaded to roof, volume 1,370 litres (V 214-1)

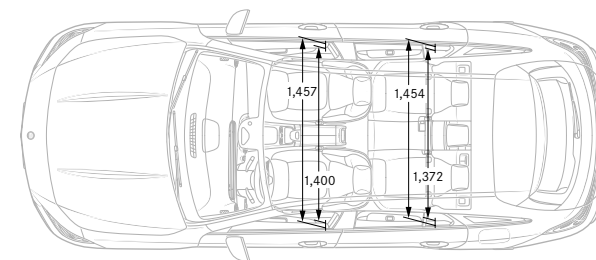
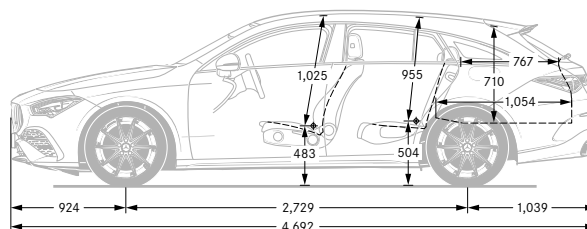
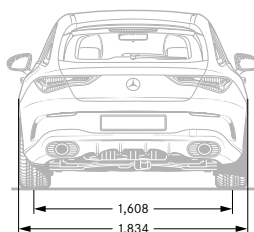
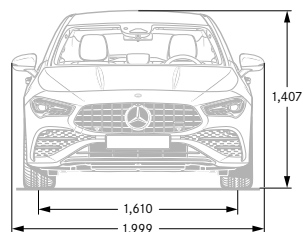


Largest cuboid: Dimensions 1,397 × 639 × 532 mm, volume 475 litres

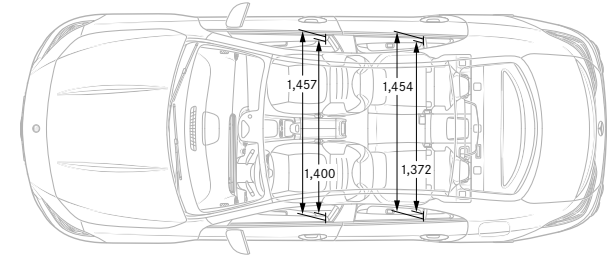
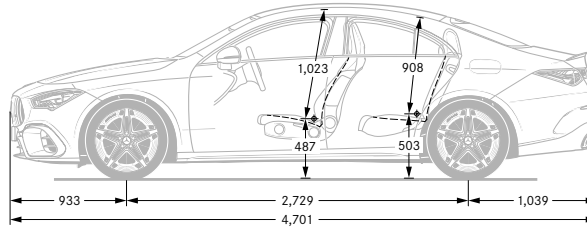
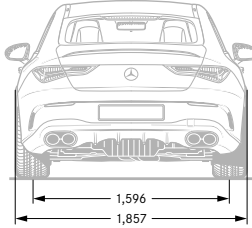
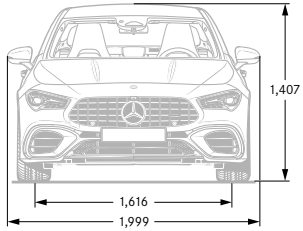
Coupé - Mercedes-AMG CLA 35 4MATIC



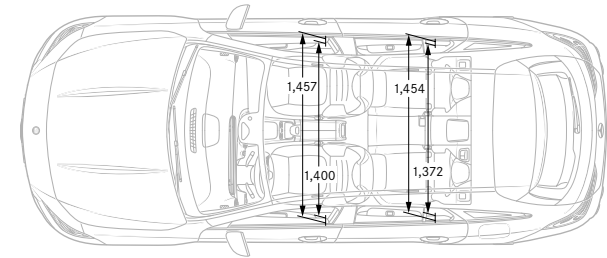
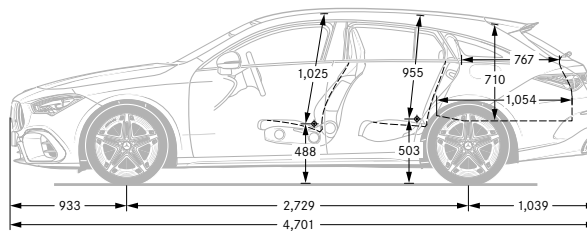
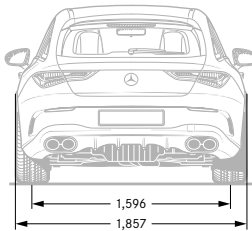
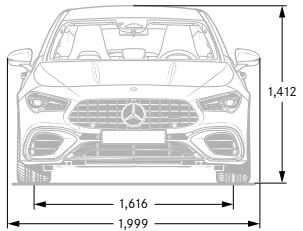
Shooting Brake - Mercedes-AMG CLA 35 4MATIC



Coupé - Mercedes-AMG CLA 45 S 4MATIC+



Shooting Brake - Mercedes-AMG CLA 45 S 4MATIC+



Coupé – Mercedes-AMG CLA 35 4MATIC model lines – Boot capacity



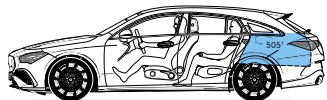
460 litres

Coupé – Mercedes-AMG CLA 45 S 4MATIC+ Plus – Boot capacity



460 litres

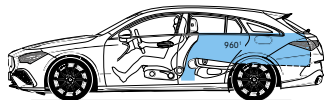
Shooting Brake – Mercedes-AMG CLA 35 4MATIC model lines – Boot capacity



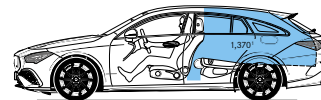
Open luggage compartment behind rear seat, loaded to upper edge of rear seat backrest, volume 505 litres (V 211-2)



Open luggage compartment behind rear seat, loaded to roof, volume 605 litres (V 214-2)



Open luggage compartment behind driver's seat, rear seat backrest folded, loaded to upper edge of driver's backrest, volume 960 litres (V 211-1)



Open luggage compartment behind driver's seat, rear seat backrest folded, loaded to roof, volume 1,370 litres (V 214-1)



Largest cuboid: Dimensions 1,397 × 639 × 532 mm, volume 475 litres

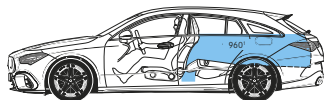
Shooting Brake – Mercedes-AMG CLA 45 S 4MATIC+ Plus – Boot capacity



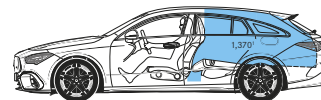
Open luggage compartment behind rear seat, loaded to upper edge of rear seat backrest, volume 505 litres (V 211-2)



Open luggage compartment behind rear seat, loaded to roof, volume 605 litres (V 214-2)



Open luggage compartment behind driver's seat, rear seat backrest folded, loaded to upper edge of driver's backrest, volume 960 litres (V 211-1)



Open luggage compartment behind driver's seat, rear seat backrest folded, loaded to roof, volume 1,370 litres (V 214-1)



Largest cuboid: Dimensions 1,397 × 639 × 532 mm, volume 475 litres

Mercedes me

Welcome to your Mercedes-Benz world.

Imagine if ...you could connect with your Mercedes-Benz? With Mercedes me connect, you can! Mercedes me connect offers you new connectivity services that make driving more comfortable and incorporates your car into your personal lifestyle.

Standard Services

- Maintenance Management
- Telediagnosics
- Breakdown Management
- Accident Recovery
- Mercedes-Benz Emergency Call System

Remote Online Services¹


- Remote Retrieval of Vehicle Status (fuel level, tyre pressure etc.)
- Parked Vehicle Locator
- Vehicle Tracker
- Geofencing
- Door lock / unlock function





Getting connected is easy. Just set up your Mercedes me account and get in touch with your Mercedes-Benz dealer to connect your vehicle to your profile to access your Mercedes me connect services.


Contact your dealer to get connected, or go to www.mercedes.me for more details.


Follow us on the following social media channels:

 facebook.com/MercedesBenzCarsIreland

 instagram.com/mercedesbenz_cars_ireland

 linkedin.com/company/motor-distributors-ltd

 twitter.com/MercedesBenzIre

 youtube.com/mercedes-benzireland

Motor Distributors Ltd.
Naas Road
Dublin 12
Ireland
www.mercedes-benz.ie

Information correct at time of going to print. Prices and specifications are subject to change without prior notice. Prices quoted do not include dealer and delivery related charges. Images are for illustrative purposes only, actual product may vary. For more specific information in relation to the range of models, features, optional extras, colours and services available please speak to your local authorised Mercedes-Benz dealer.