




# The new G-Class

Price List from 1<sup>st</sup> July to 31<sup>st</sup> August 2024

Mercedes-Benz





# Welcome

At Mercedes-Benz we appreciate the importance of detail. Over the following pages you'll find model prices and a breakdown of standard and optional equipment, as well as details of the attractive finance offers and benefits that are available to every Mercedes-Benz driver.

We have highlighted some of the best styling features both inside and out, some of the new technology features and some body styling options which all combine to give you a unique driving experience. To experience a full listing of what is available; please speak directly to your local Mercedes-Benz Dealer.

Of course, some things have to be experienced to be truly appreciated, such as the qualities that set a Mercedes-Benz apart, which is why we'd like to invite you for a test drive at your local Mercedes-Benz Dealership. Discover the location and the contact details of your local Mercedes-Benz Dealership at [www.mercedes-benz.ie](http://www.mercedes-benz.ie)



Some of the model features, optional extras and colours shown may not be available, or may only be available in a different specification.





Some of the model features, optional extras and colours shown may not be available, or may only be available in a different specification.




Some of the model features, optional extras and colours shown may not be available, or may only be available in a different specification.





Some of the model features, optional extras and colours shown may not be available, or may only be available in a different specification.



Some of the model features, optional extras and colours shown may not be available, or may only be available in a different specification.






Some of the model features, optional extras and colours shown may not be available, or may only be available in a different specification.






Some of the model features, optional extras and colours shown may not be available, or may only be available in a different specification.



Some of the model features, optional extras and colours shown may not be available, or may only be available in a different specification.





G-Class

---

# Technology

A white projection of the Mercedes-Benz G-Class logo and slogan onto a sandy surface. The logo is a stylized 'G' with a Mercedes-Benz star in the center, and the slogan 'STRONGER THAN TIME' is written in a sans-serif font below it.

STRONGER THAN TIME

# More is impossible

In off-road terrain the G-Class remains an unrivalled legend. It masters the key off-road disciplines effortlessly and with impressive results, e.g. gradeability, ground clearance, wading depth, angle of approach/departure and lateral slopes.


## OFFROAD COCKPIT

Off the beaten track, the new OFFROAD COCKPIT provides an overview of the relevant data for off-road driving in both the driver and media displays, as well as functions to support off-road driving.




## Rear axle

Extremely robust rigid axle with high degree of axial twist supports the chassis and the body. The rigid axle is connected to the ladder frame by means of two lower and two upper trailing arms as well as a panhard rod, which prevents sideways movements in the suspension in terms of between the vehicle body and rigid rear axle, and ensures the necessary traction even in the most difficult terrain and based on the road surface.



## Front axle

It is executed as a double-wishbone axle with independent suspension and spring strut and ensures the necessary traction in even the most difficult off-road terrain. The new independent suspension enables more precise wheel location, thus in turn enabling better control of the G-Class.



## Body

The ladder frame has formed the basis for the G-Class since the very beginning. The ladder frame consists of sheet steel of up to 3.4 mm in thickness with closed side members and cross members. This design is considerably more robust and better suited to off-road use than a self-supporting body.

## Off-road performance

- Angle of approach/departure: 30.9°/29.9°
- Breakover angle: 25.7°
- Climbing ability: up to 100%
- Ground clearance: 24.1 cm
- Maximum fording depth: 70 cm
- Side slope angle: up to 70%



# Inside, luxury meets adventure

The G-Class combines timeless design with advanced technology, featuring the MBUX infotainment system for intuitive control and smartphone integration for seamless connectivity. Additionally, its THERMOTRONIC 3-zone automatic climate control ensures a personalised feel-good atmosphere on board.

## MBUX (Mercedes-Benz User Experience)

The MBUX (Mercedes-Benz User Experience) infotainment system with 12.3-inch driver and media displays including touch control is in all model variants for the first time. Smartphone integration connects the mobile phone wirelessly to the MBUX multimedia system via Android Auto Wireless<sup>1</sup> or Apple CarPlay<sup>®</sup>.



## Smartphone integration<sup>1</sup>

Smartphone integration<sup>1</sup> merges the mobile phone with the infotainment system via Apple CarPlay<sup>®</sup> and Android Auto<sup>™</sup>. This gives you convenient access to the most important applications on your smartphone. You can also use apps from third-party service providers such as Spotify quickly and easily.



## THERMOTRONIC automatic climate control

The THERMOTRONIC automatic climate control system with three climate zones and three climate styles provide an individual feel-good atmosphere on board. The driver and front passenger are able to set the temperature, air distribution and climate style to suit their personal needs. The third climate zone is in the rear – with separately adjustable temperature and airflow.

<sup>1</sup>Compatible mobile phone required

# Cares for what matters Driving Assistance package (Optional)

The Driving Assistance package<sup>1</sup> contains a range of highly intelligent features to help you stay safe on the road – by making the drive more effortless, by warning of danger, and by taking steps to protect you in an emergency.

**Active Brake Assist with turn-off function** with vehicle, pedestrian and bicycle detection incl. collision warning with autonomous emergency braking function

**Active Distance Assist DISTRONIC** helps maintain the desired distance from the vehicle in front

**Active Emergency Stop Assist:** immediate emergency braking if evasion is impossible

**Active Lane Keeping Assist** with visual and audible warning when a lane change is requested and a vehicle is detected in the blind spot

**Active Speed Limit Assist** ensures detected speed limits are automatically adopted as the set speed for Active Distance Assist DISTRONIC

**Active Steering Assist:** targeted steering intervention to prevent unintentional drifting out of lane with Active Emergency Stop Assist with SOS function and emergency lane function

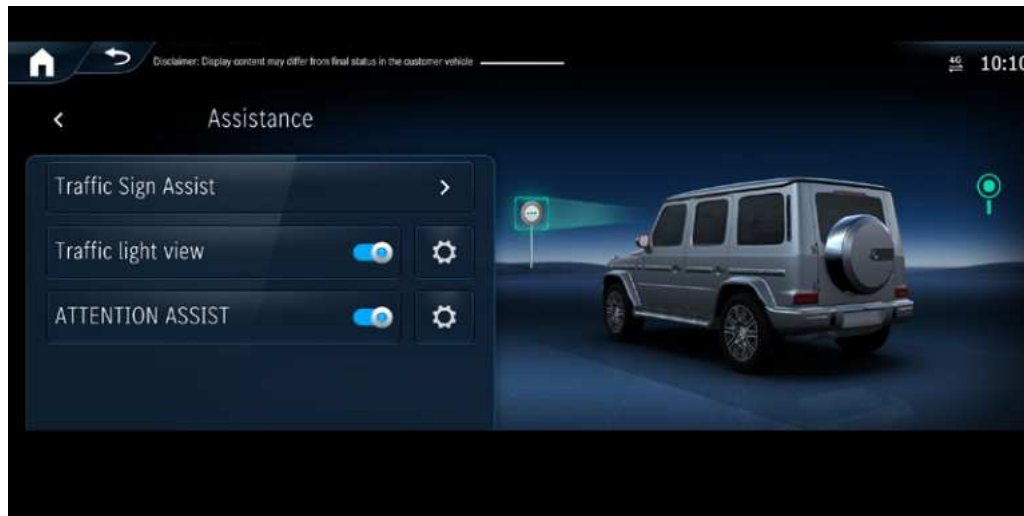
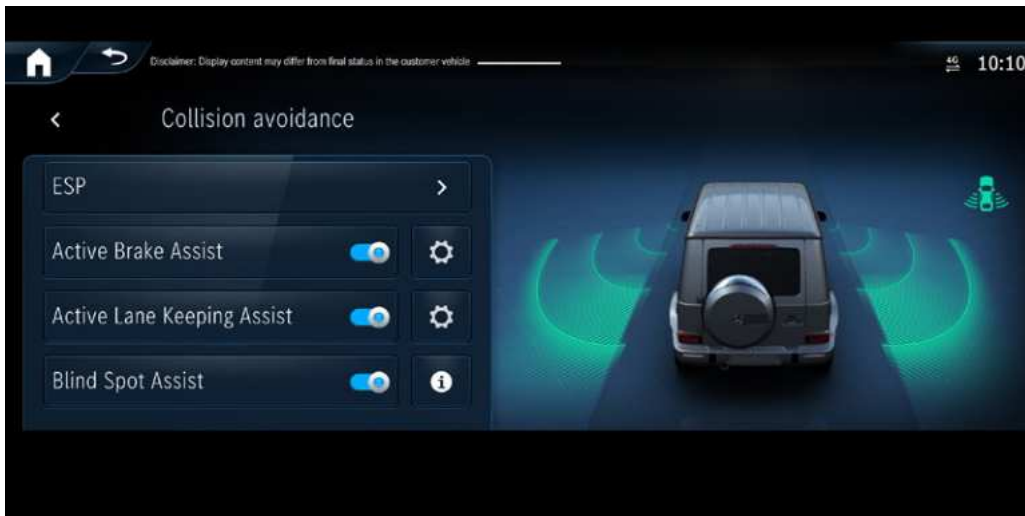
**Blind Spot Assist** can warn the driver of vehicles in the blind spot during a lane change

**Extended restart on motorways**

**PRE-SAFE® Impulse side<sup>2</sup>**

**Route-based speed adjustment:** adaption of speed before curves, roundabouts and junctions

**Traffic Sign Assist** recognises speed limits, overtaking bans and entry restrictions using camera and map data



<sup>1</sup>Our driver assistance and safety systems are aids and do not relieve you of your responsibility as the driver. Please take note of the information in the Owner's Manual and the system limits which are described therein

<sup>2</sup>Driving Assistance Package available as part of the optional Engineering Package.



# Model prices

## Petrol

Model Description	Wheel size	CO2	VRT Rate	Road Tax	CC	BHP	Price*
G 500	18"	191 +	41%	€2,400	2999	449	€245,880
G 500 Professional Line	18"	191 +	41%	€2,400	2999	449	€249,702
G 500 Exclusive Line	18"	191 +	41%	€2,400	2999	449	€260,252
G 500 AMG Line	20"	191 +	41%	€2,400	2999	449	€289,005

## Diesel

Model Description	Wheel size	CO2	VRT Rate	Road Tax	CC	BHP	Price*
G 450 D	18"	191 +	41%	€2,400	2989	367	€228,955
G 450 D Professional Line	18"	191 +	41%	€2,400	2989	367	€232,777
G 450 D Exclusive Line	18"	191 +	41%	€2,400	2989	367	€243,327
G 450 D AMG Line	20"	191 +	41%	€2,400	2989	367	€272,080

## Mercedes-AMG

Model Description	Wheel size	CO2	VRT Rate	Road Tax	CC	BHP	Price*
Mercedes-AMG G 63	20"	191 +	41%	€2,400	3982	585	€350,450

## Electric

Model Description	Wheel size	CO2	VRT Rate	Road Tax	CC	BHP	Electric Driving Range WLTP	Price*
G 580 with EQ Technology 1st Edition	20"	0	7%	€120	0	587	455KM	€226,410

\* Prices applicable to all models registered from 1st July to 31st August 2024. Subject to availability. Terms & Conditions apply. Prices quoted do not include dealer and delivery related charges. Owing to supply shortages, options for vehicles may be temporarily restricted, resulting in modified vehicle and/or package pricing . Regularly updated information on this issue is available from Mercedes-Benz dealers.

< >

G-Class

# EQ Technology





# The all-new electric G-Class

The G 580 with EQ Technology.


Introducing the groundbreaking G 580 with EQ Technology Edition One, a marvel of electric innovation redefining the iconic G-Class experience. Harnessing cutting-edge EQ technology, it propels the legendary G-Wagon into a new era of sustainable performance and electrifying power.


G 580 with EQ Technology Edition One Battery electric vehicle, 587 hp/432 kW  
Electric range 455 km – WLTP




Standard equipment	
Charging cable – Mode 3 cable (5 metres, straight) for wallbox and public charging stations	G STEERING <sup>2</sup>
Charging socket	G TURN <sup>2</sup>
Charging system – rated at 11 kW AC	Off-road crawling <sup>3</sup>
Charging system – rated at 200 kW DC	Remote and Charging Services Premium <sup>4</sup>
ELECTRIC DYNAMIC SELECT with five transmission modes: 'Comfort', 'Sport', 'Individual', 'Trail', 'ROCK' and five recuperation levels 'Dauto', 'D+', 'D', 'D-', 'D - -'	Suspension with selective passive damping system

**Attention**

 Please be aware that external factors such as weather, gradient and ambient temperature amongst others can significantly impact range.

 Please also note that internal factors such as driving style and climate control settings etc. can also significantly impact range.

 Using the pre-entry climate control<sup>2</sup> when plugged into a charge point will ensure the perfect ambience and ensure that your car is just how you like it, as well as making sure that your battery isn't used unnecessarily to heat/cool the vehicle (maximising range).

Technical details	
Equivalent All-Electric Range (EAER) <sup>5</sup>	455 km
Charging time	
DC charging station (200 kW) 10–80% <sup>6</sup>	32 mins
Wallbox (11 kW AC), 0–100% <sup>7</sup>	11 hrs 46 mins
Electric energy consumption, combined <sup>5,8</sup>	286 Wh/km
Battery type (capacity)	Lithium-ion (116 kWh)
Capacity on-board charger	11 kW AC, 200 kW DC

<sup>2</sup>It is not permissible to use G-TURN and G-STEERING on any public roads and such use is in no way authorised, promoted or condoned. Use G-TURN and G-STEERING only on loose or soft surfaces, e.g. gravel or snow, with relevant land permission <sup>3</sup>The intelligent off-road crawl function is an aid only. The driver is responsible at all times for maintaining a sufficient distance from the vehicle in front or from any obstacles <sup>4</sup>The connection of the communication module to the mobile phone network including the emergency call system depends on the respective network coverage and availability of network providers. <sup>5</sup>Figures shown are for comparability purposes; only compare with other cars tested to the same technical procedures. Figures may not reflect real life driving results, which will depend upon a number of factors including the starting charge of the battery, factory-fitted options, accessories fitted (post registration), variations in weather, driving styles and vehicle load. <sup>6</sup>Specified voltage and current values refer to network infrastructure and can be limited by the vehicle. Times are from 10–80% charge using public rapid charging at 200 kW <sup>7</sup>Specified voltage and current values refer to network infrastructure and can be limited by the vehicle. Times are from 0–100% charge using a wallbox (three-phase) or standard socket (single-phase). <sup>8</sup>Specified voltage and current values refer to network infrastructure and can be limited by the vehicle.

# G-Class

Model lines overview

G 450 D & G 500

Standard Exterior »



Professional Line Exterior »



Exclusive Line Exterior »



AMG Line Exterior »





# Standard Exterior



## **Expressive and strong.**

Characterful design, state-of-the-art technology: the G-Class impresses with numerous assistance systems and high-quality equipment as standard. These include, among other things LED high-performance headlights, aerodynamically optimised 18-inch light-alloy wheels, a suspension with adaptive adjustable damping and the Active Parking Assistant with PARKTRONIC.

---

AGILITY CONTROL suspension with selective damping

---

Heat-insulating dark-tinted glass for rear side windows and rear window

---

LED High Performance headlamps & LED tail lights

---

Mirror Package

---

Parking Package

---

Trailer coupling with ESP ® trailer stabilisation

---

# Professional Line Exterior



The PROFESSIONAL line exterior specifically emphasises off-road character of your G-Class. With protective grilles for the headlamps, mud flaps and All-Terrain tyres, you are perfectly equipped for venturing into off-road terrain.

---

18-inch 5-spoke light-alloy wheels painted in silver with All-Terrain tyres

---

PROFESSIONAL front mud flaps

---

PROFESSIONAL protective grille for headlights

---

PROFESSIONAL rear mud flaps

---

exclusive optional equipment: PROFESSIONAL roof rack (F52)\*

---

exclusive optional equipment: PROFESSIONAL spare wheel holder (RD3)\*

---

\* Additional cost options



# Exclusive Line Exterior



Luxury at first glance: with the EXCLUSIVE line exterior, you can specifically highlight the exclusive character of your G-Class. The radiator grille with trim elements in chrome and equipment such as bright MULTIBEAM LED headlamps or side running boards reinforce the refined appearance.

Exterior protective strip with trim insert in black stripe-effect finish
GUARD 360° vehicle protection Plus
Illuminated door sills, (x4) in stainless steel
MULTIBEAM LED Headlights
Radiator grille in silver chrome
Side running boards
Spare wheel cover in vehicle colour with spare wheel ring in stainless steel
Underguard in silver

# AMG Line Exterior



Make a statement for powerful design: the expressive styling of the AMG Line lends your vehicle an emphatically sporty touch. Among other things, flared wheel arches, 20-inch AMG light-alloy wheels and MULTIBEAM LED headlamps characterise the dynamic appearance.

- 20-inch AMG multi-spoke light-alloy wheels in Himalayas grey with a high-sheen finish
- AMG styling on the front and rear apron in high-gloss chrome plus flared wheel arches
- MULTIBEAM LED
- Running boards on the left and right sides
- Spare wheel cover made of stainless steel painted in the vehicle colour
- URBAN GUARD vehicle protection Plus

AMG Line exterior is only available with Exclusive Line Interior





### Interior

2 USB ports in rear

Ambient lighting

Floor mats in black

Memory function for front seats and head restraints

Open-pore natural walnut wood trim element

Seats – electrically adjustable (front)

Seats – heated (front)

Seat upholstery in black leather (201A), optionally walnut brown / black (214A) or macchiato beige / black (215A)

Multifunction steering wheel in nappa leather

THERMOTRONIC 3 zone automatic climate control

# Standard Interior G 450 D & G 500

### Communications, Safety and Assistance Systems

Active Brake Assist

Cruise control

Hard-disc navigation

ISOFIX/LATCH child seat anchor with Top Tether

MBUX Augmented Reality Navigation

MBUX Premium navigation

OFFROAD COCKPIT

PRE-SAFE® system

Parking package

Side airbags

Smartphone Integration



### Trim and Upholstery

Trim: Open-pore natural walnut wood trim element (VA2)



Upholstery: Leather in black



# Exclusive Line Interior (Optional)\*



**In addition to / replacement of standard interior**

- |                                             |                                         |
|---------------------------------------------|-----------------------------------------|
| Ambient lighting for the air vents          | Nappa leather Instrument panel          |
| Burmester® 3D surround sound system         | Roof liner in black DINAMICA microfibre |
| Nappa leather armrest in the centre console | Seat covers in nappa leather            |
| Nappa leather door centre panels            | Sliding sunroof                         |



\*Standard with AMG Line Exterior

## Superior Line Interior (Optional)



The SUPERIOR Line Interior transforms the inside of your G-Class into a luxurious lounge. With additional nappa leather trim, elements in diamond design and the Active Multicontour Seat Plus package, you can demonstrate your sense of comfort and luxury. As an option, exclusive MANUFAKTUR upholstery and fittings express your individuality.

### **In addition to / replacement of Exclusive interior**

---

Active multi-contour seat package plus

---

Diamond design upholstery

---



# Edition One



Option shown: exclusive south seas blue magno (code 591)

## Experience innovation and power – the new G-Class with EQ Technology

For 45 years, the G-Class has stood for outstanding off-road capability and innovative, reliable technology. Now the legend is breaking new ground and setting another historic milestone. With its all-electric drive, it combines tradition with modernity and proves that it is equipped for the future – and built to last.

The unmistakable appearance of the Edition One is characterised on the exterior by blue design elements and the luxurious SUPERIOR Line interior with its own exclusive upholstery in silver pearl/black with topstitching in blue and blue carbon-fibre trim.

Some of the model features, optional extras and colours shown may not be available, or may only be available in a different specification, or at a different price

# Edition One Standard equipment highlights



Option shown: exclusive south seas blue magno (code 591)



Option shown: exclusive south seas blue magno (code 591)

## Engine, Transmission and Suspension

Charging cable for wallbox and public charging station, 5 m, straight

Charging system – rated at 11 kW AC and 200 kW DC

ELECTRIC DYNAMIC SELECT with five transmission modes: 'Comfort', 'Sport', 'Individual', 'Trail', 'ROCK' and five recuperation levels 'Dauto', 'D+', 'D', 'D-', 'D -'

G STEERING<sup>1</sup> – can significantly reduce the turning circle of the all-new electric G-Class when driving off-road or on loose surfaces

G TURN<sup>1</sup> – drivers can turn the all-new electric G-Class almost on the spot. The vehicle performs up to two complete vehicle turns in the desired direction on unpaved or loose surfaces

Off-road crawling<sup>2</sup> – provides drivers with additional support when driving off-road by maintaining a pre-set speed

Single-speed transmission with cruise control and variable speed limiter

## Exterior

20" AMG alloy wheels – 10-spoke design, aerodynamically optimised, painted high-gloss black (code RN8)

Brake calipers painted blue

Bumper insert in obsidian black

Design box for charging cable

Exterior mirror housings in obsidian black

Exterior protective strip with trim insert in blue accent

Engineering Package featuring Driving Assistance Package & Parking Package with 360 camera

MANUFAKTUR Logo package in black

MANUFAKTUR doorknob with embossed logo in black

MANUFAKTUR logo projector in exterior mirror

Night package

Radiator grille in obsidian black

Running boards in silver

Summer tyres

TIREFIT

<sup>1</sup>It is not permissible to use G-TURN and G-STEERING on any public roads and such use is in no way authorised, promoted or condoned. Use G-TURN and G-STEERING only on loose or soft surfaces, e.g. gravel or snow, with relevant land permission in front or from any obstacles

<sup>2</sup>The intelligent off-road crawl function is an aid only. The driver is responsible at all times for maintaining a sufficient distance from the vehicle



### Interior

ENERGIZING package Plus

Dashboard in nappa leather

MANUFAKTUR grab handles in leather

Seat belts, 3-point design in magma grey

### Communications, Safety and Assistance Systems

G-ROAR – a unique sound experience inspired by the sound of a V8 engine

Remote and Charging Services Premium<sup>1</sup>



### Trim and Upholstery

Trim – blue carbon-fibre elements



Upholstery – Exclusive nappa leather in silver pearl/black



<sup>1</sup>The connection of the communication module to the mobile phone network including the emergency call system depends on the respective network coverage and availability of network providers



# Technical data

● Standard – Not available

Model	G 450 d	G 500	G 580 with EQ Technology	Mercedes-AMG G 63
<b>Engine</b>				
Fuel delivery	Diesel	Petrol	-	Petrol
Total displacement	cc 2,989	2,999	-	3,982
Arrangement/cylinders/valves	in-line/6/24	in-line/6/24	-	V/8/32
Power <sup>1</sup>	hp (kW) at rpm			
Combustion engine	367 (270)/4,000	449 (330)/5,800-6,100	-	585 (430)/6,000
Mild hybrid drive	20 (15)	20 (15)	-	20 (15)
Electric motor	-	-	587 (432)/10,382-3,542	-
Torque <sup>1</sup>	Nm at rpm			
Combustion engine	750/1,350-2,800	560/2,200-5,000	-	850/2,500-3,500
Electric motor	-	-	1,164/-	-
Compression ratio	15.5:1	10.5:1	-	8.6:1
Equivalent All-Electric Range (EAER) <sup>2</sup>	mi	-	285	-
Battery type (capacity)	kWh	-	Lithium-ion (116)	-
Range power consumption, combined <sup>2,3</sup>	Wh/km	-	286	-
Charging time				
DC charging station (200 kW DC) 10-80% <sup>4</sup>	-	-	32 mins	-
Wallbox (11 kW AC), 0-100% <sup>5</sup>	-	-	11 hrs 46 mins	-
On-board charger	kW	-	11 AC; 200 DC	-
Emissions standard	EURO 6E	EURO 6E	tbc	EURO 6E

<sup>1</sup>Figures according to Directive 80/1269/EEC in the currently applicable version <sup>2</sup>Figures shown are for comparability purposes; only compare with other cars tested to the same technical procedures. Figures may not reflect real life driving results, which will depend upon a number of factors including the starting charge of the battery, factory-fitted options, accessories fitted (post-registration), variations in weather, driving styles and vehicle load. Specified voltage and current values refer to network infrastructure and can be limited by the vehicle infrastructure and can be limited by the vehicle. Times are from 10-80% charge using public rapid charging at 200 kW <sup>3</sup>Specified voltage and current values refer to network infrastructure and can be limited by the vehicle. Times are from 0-100% charge using a wallbox (three-phase) or standard socket (single-phase)

# Technical data


Model	G 450 d	G 500	G 580 with EQ Technology	Mercedes-AMG G 63
<b>Transmission</b>				
9G-TRONIC automatic	●	●	–	–
Single-speed automatic	–	–	●	–
AMG SPEEDSHIFT PLUS 9G-TRONIC	–	–	–	●

<b>Performance</b>					
Acceleration 0–100 km/h	sec	5.8	5.4	4.7	4.4
Top speed <sup>6</sup>	km/h	210	210	180	220

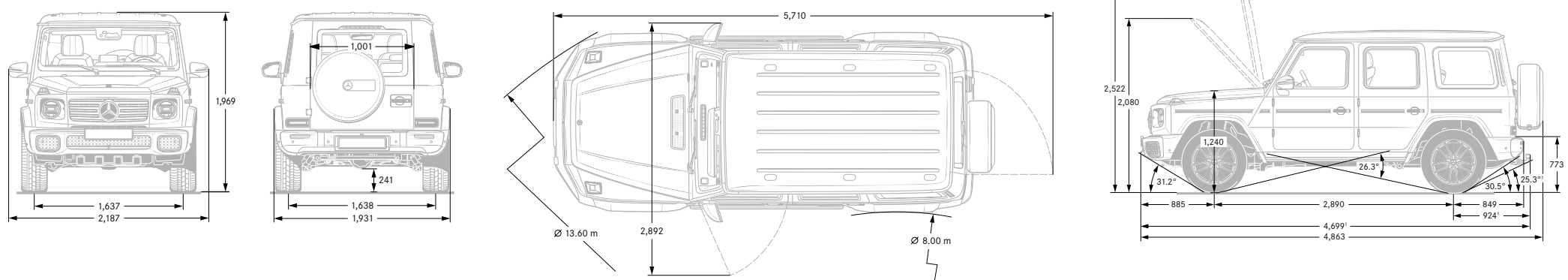
<b>Weights and capacities</b>					
Kerb weight <sup>7</sup>	kg	2,727–2,733	2,664–2,670	3,217	2,755–2,773
Perm. Gross Vehicle Weight	kg	3,200	3,200	3,500	3,200
Boot capacity – seats up/seats down	l	640/2,010	640/2,010	620/1,990	640/2,010
Towing capacity – unbraked/braked	kg	750/3,500	750/3,500	–/–	750/3,500
Fuel tank capacity/of which reserve	l	100/12	100/12	–/–	100/12
Turning circle	m	13.6	13.6	13.6	13.43

<b>Fuel consumption<sup>8,9,10</sup></b>					
Combined (consumption dependent on chosen optional equipment)	l/100km	8.9–9.0	11.3	–	14.8
	mpg	31.7–31.4	25.0	–	19.1

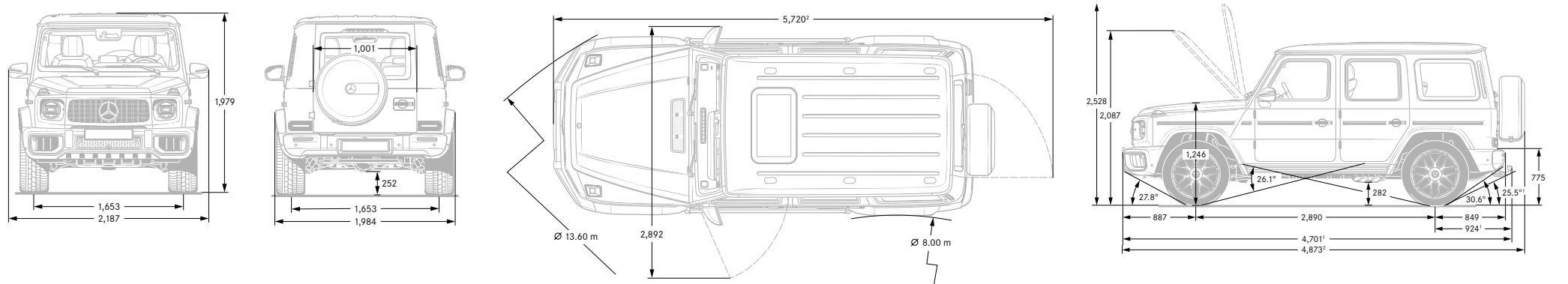
<sup>6</sup>Electronically limited <sup>7</sup>Mass of the vehicle in running order with at least 90% full fuel tank, plus the mass of the driver (estimated by law at 75 kg), fuel and fluids, equipped with the standard equipment as specified by the manufacturer as well as, where applicable, the mass of the body, cab, trailer coupling and spare wheel(s) as well as tools. Optional extras, additional equipment and accessories can influence the weight, residual payload, rolling resistance, aerodynamics, etc., and therefore also affect the consumption/CO<sub>2</sub> values <sup>8</sup>All figures are based on a standard specification with the smallest tyre size <sup>9</sup>The choice of wheels and transmission may affect CO<sub>2</sub> emissions and corresponding VRT Rate <sup>10</sup>The indicated values were determined according to the prescribed measurement method - Worldwide Harmonised Light Vehicle Test Procedure (WLTP). Figures shown may include options which are not available in Ireland.



# AMG Line




# Mercedes-AMG G 63



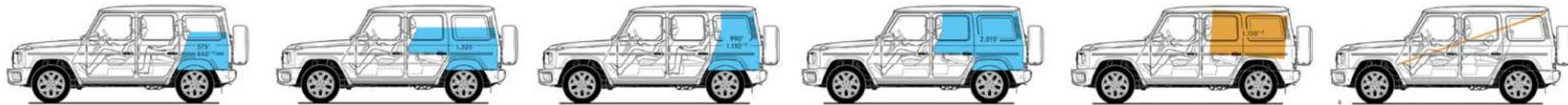
<sup>1</sup>Incl. number-plate adapter (8 mm)   <sup>2</sup>Without number plate adapter (8 mm)   <sup>3</sup>Measured for an inclination of 14.4°   <sup>4</sup>With trailer tow hitch (optional equipment)   All measurements in millimetres. The dimensions shown are mean values and apply to standard-specification, unladen vehicles



### AMG Line – Boot capacity




### Mercedes-AMG G 63 – Boot capacity




<sup>1</sup>Volume in litres    <sup>2</sup>With backrest in cargo position    <sup>3</sup>Largest cuboid: dimensions 1,420 × 960 × 850 mm, volume 1,150 litres  
 All measurements in millimetres. The dimensions shown are mean values and apply to standard-specification, unladen vehicles


<sup>4</sup>Longest board: dimensions 2,700 × 400 × 30 mm


Luggage compartment capacity according to guideline ISO 3832:2002-06. Luggage compartment capacity may differ depending on optional extras





Follow us on the following social media channels:

 [facebook.com/MercedesBenzCarsIreland](https://facebook.com/MercedesBenzCarsIreland)

 [instagram.com/mercedesbenz\\_cars\\_ireland](https://instagram.com/mercedesbenz_cars_ireland)

 [linkedin.com/company/motor-distributors-ltd](https://linkedin.com/company/motor-distributors-ltd)

 [twitter.com/MercedesBenzIre](https://twitter.com/MercedesBenzIre)

 [youtube.com/mercedes-benzireland](https://youtube.com/mercedes-benzireland)

Motor Distributors Ltd.  
Naas Road  
Dublin 12  
Ireland  
[www.mercedes-benz.ie](http://www.mercedes-benz.ie)

Information correct at time of going to print. Prices and specifications are subject to change without prior notice. Prices quoted do not include dealer and delivery related charges. Images are for illustrative purposes only, actual product may vary. For more specific information in relation to the range of models, features, optional extras, colours and services available please speak to your local authorised Mercedes-Benz dealer.