



The GLE SUV

Price list from 1st January-31st March 2025

Mercedes-Benz



Welcome

At Mercedes-Benz we appreciate the importance of detail. Over the following pages you'll find model prices and a breakdown of standard and optional equipment, as well as details of the attractive finance offers and benefits that are available to every Mercedes-Benz driver.

We have highlighted some of the best styling features both inside and out, some of the new technology features and some body styling options which all combine to give you a unique driving experience. To experience a full listing of what is available; please speak directly to your local Mercedes-Benz Dealer.

Of course, some things have to be experienced to be truly appreciated, such as the qualities that set a Mercedes-Benz apart, which is why we'd like to invite you for a test drive at your local Mercedes-Benz Dealership. Discover the location and the contact details of your local Mercedes-Benz Dealership at www.mercedes-benz.ie



Some of the model features, optional extras and colours shown may not be available, or may only be available in a different specification, or at a different price.



Some of the model features, optional extras and colours shown may not be available, or may only be available in a different specification, or at a different price.



Some of the model features, optional extras and colours shown may not be available, or may only be available in a different specification, or at a different price.



Some of the model features, optional extras and colours shown may not be available, or may only be available in a different specification, or at a different price.





Some of the model features, optional extras and colours shown may not be available, or may only be available in a different specification, or at a different price.

Model prices SUV

Petrol

Model Description	CO2	VRT Rate	Road Tax	CC	BHP	Price*
GLE 450 4MATIC	191 - 600	41.00%	€1,250	2999	381	€148,445
GLE 450 4MATIC	191 - 600	41.00%	€2,400	2999	381	€148,445
GLE 450 4MATIC AMG Line	191 - 600	41.00%	€1,250	2999	381	€159,657
GLE 450 4MATIC AMG Line	191 - 600	41.00%	€2,400	2999	381	€159,657

Petrol Plug-in Hybrid

Model Description	CO2	VRT Rate	Road Tax	CC	BHP	Price*
GLE 400 e 4MATIC	1-50	7.00%	€140	1999	***	€104,660
GLE 400 e 4MATIC AMG Line	1-50	7.00%	€140	1999	***	€112,124
*** 1,999cc, 4-cylinder, 252hp - Electric Motor 136hp						

Mercedes-AMG

Model Description	CO2	VRT Rate	Road Tax	CC	BHP	Price*
Mercedes-AMG GLE 53 AMG 4MATIC+	191 +	41.00%	€2,400	2999	435	€183,905
MERCEDES-AMG GLE 63 S 4MATIC+ Premium	191 +	41.00%	€2,400	3982	612	€263,520
MERCEDES-AMG GLE 53 Hybrid 4MATIC+	1-50	7.00%	€140	2999	****	€147,055
**** 2,999cc, 6-cylinder, 449hp - Electric Motor 136hp						

Model prices SUV

Diesel

Model Description	CO2	VRT Rate	Road Tax	CC	BHP	Price*
GLE 300 D 4MATIC	171 - 190	35.00%	€600	1993	269	€130,785
GLE 300 D 4MATIC	191 - 600	41.00%	€790	1993	269	€142,375
GLE 300 D 4MATIC AMG Line	171 - 190	35.00%	€600	1993	269	€141,084
GLE 300 D 4MATIC AMG Line	191 - 600	41.00%	€790	1993	269	€153,587
GLE 450 D 4MATIC	191 - 600	41.00%	€1,250	2989	367	€152,310
GLE 450 D 4MATIC	191 - 600	41.00%	€1,250	2989	367	€152,310
GLE 450 D 4MATIC AMG Line	191 - 600	41.00%	€790	2989	367	€163,522
GLE 450 D 4MATIC AMG Line	191 - 600	41.00%	€1,250	2989	367	€163,522

Diesel Plug-in Hybrid

Model Description	CO2	VRT Rate	Road Tax	CC	BHP	Price*
GLE 350 de 4MATIC	1-50	7.00%	€140	1993	**	€103,410
GLE 350 de 4MATIC AMG Line	1-50	7.00%	€140	1993	**	€110,874
** 1,950cc, 4-cylinder, 194hp - Electric Motor 136hp						

GLE

Technology



Mercedes-Benz User Experience (MBUX)

Transforming the in-car user experience, thanks to MBUX: Controlled via voice or touch input, the innovative infotainment system can over time even predict personal habits thanks to artificial intelligence.



Multi-gesture touchpad control



Voice control

- Activated by the keywords "Hey Mercedes", the new intelligent voice control LINGUATRONIC¹ lets you control many of the infotainment functions, including destination input, phone calls or music selection
- MBUX is able to understand different accents and will adjust to you over time
- MBUX even understands indirect commands. Feeling chilly? Just say "I feel cold" and MBUX will adjust the temperature for you

Touch inputs

- Beside voice control you can operate MBUX via touchscreen, the touchpad on the centre console, as well as touch control buttons on the steering wheel
- The touchpad recognises your handwriting should you wish to enter addresses or phone numbers silently

Personalisation

- Turn the new GLE into your very own Mercedes-Benz by personalising driving modes, radio stations and much more
- Your personal settings can be saved in up to seven different profiles, making your driving experience the best one possible
- Thanks to artificial intelligence, MBUX is able to learn and adapt over time. It will be able to predict your personal habits, such as navigation for frequently-driven routes, or the radio station you like to listen to on your way home from work

Maintenance and service

- Wondering when the next service is due? Or how much further you can drive until you need to stop at a petrol station? Just ask your MBUX - it will tell you the answer

¹LINGUATRONIC off-board functions are currently only available for three years

Mercedes me connect


Stay connected any time, anywhere.

Mercedes me

Mercedes me is a range of innovative online services designed to enhance your Mercedes-Benz experience. Accessible via mobile, tablet or PC, Mercedes me lets you enjoy the highest standards of care and support, in a way that integrates seamlessly with your busy lifestyle.


Safety and Service – Mercedes me connect helps to keep you and your car safe

Check your car's oil level, tyre pressure and fuel from your phone so you'll be ready for every journey.



Comfort – connect to your car anytime, anywhere

Forgot to lock your car? With Remote Car Lock² you will receive a notification on your smartphone to let you know. With one tap, you can lock and unlock your vehicle so you never have to worry.



Live Traffic Information, Parked Vehicle Locator and much more with Mercedes me connect

Forgot where you've parked? Parked Vehicle Locator¹ will show you exactly where your car is as long as you're in a 2 km radius of where you parked. Real-time traffic data and dynamic route with shorter journey times.

¹Available on all models with the Vehicle Monitoring package. This option may vary between standard and additional cost dependent on the model

²Part of the Vehicle Status package. This option may vary between standard and additional cost dependent on the model

Images shown are for illustration purposes only

Plug-in Hybrid Electric Vehicle (PHEV) The GLE 400 e 4MATIC & GLE 350 de 4MATIC

Plug-in hybrid vehicles enjoy the same functionality of full Hybrid technology, with the added benefit that they can be charged from an external electricity source.

GLE 400 e 4MATIC

Petrol – 1,999 cc, 4-cylinder, 252 hp/185 kW

Electric motor – 136 hp/100kW

GLE 350 de 4MATIC

Petrol – 1,993 cc, 4-cylinder, 197 hp/185 kW

Electric motor – 136 hp/100kW



Standard equipment

Charging cable - Mode 3 cable (5 metres, straight), for wallbox and public charging stations

Charging cable - Mode 2 cable (5 metres, straight) for domestic socket

Charging system rated at 7.4 kW AC (Home Wallbox)

Charging system rated at 11 kW AC (Public Wallbox)

Pre-entry climate control

Radar-based recuperation

Remote and Charging Services Plus

Technical details

Equivalent All-Electric Range (EAER) ²	103 - 104 km
Charging time	
Public Wallbox (11 kW AC) 10-80% ³	2 hrs 50 mins
Home Wallbox (7.4 kW AC) 10-100% ⁴	3 hrs 45 mins
Range power consumption, combined ^{2,5}	SUV: 273.0-247.0 kWh/100 km
Battery type (capacity)	lithium-ion (31 kWh)
Capacity on-board charger	7.4 kW AC; 11 kW AC

²The indicated values were determined according to the prescribed measurement method - Worldwide Harmonised Light Vehicle Test Procedure (WLTP). Figures shown may include options which are not available in Ireland. For Plug-in Hybrid Electric Vehicle (PHEV) figures determined with the battery fully charged, using a combination of both battery power and fuel. These models require mains electricity for charging ³Specified voltage and current values refer to network infrastructure and can be limited by the vehicle. Times are from 10-80% charge using public wallbox charging at 11 kW ⁴Specified voltage and current values refer to network infrastructure and can be limited by the vehicle. Times are from 10-100% charge using a wallbox (three-phase) or standard socket (single-phase) ⁵The certified electrical consumption is generally determined at maximum AC charging capacity using a Mode 3 cable. It is therefore recommended that vehicles with a HV battery preferably be charged at a wallbox or an AC charging station with a Mode 3 cable in order to achieve shorter charging times and improved charging efficiency

Standard Exterior



Option shown: high-tech silver metallic (code 992)

Engine, Transmission and Suspension

Comfort Suspension with steel springs

DYNAMIC SELECT with choice of driving modes: 'Eco', 'Comfort', 'Sport' and 'Individual'



Option shown: high-tech silver metallic (code 992)

Exterior

(19-inch) 10-spoke light-alloy wheelspainted vanadium silver (code R27)

EASY-PACK powered tailgate

Electrically Folding Exterior Mirrors

LED headlamps with Adaptive Highbeam Assist Plus

Rain-sensing windscreen wipers

Summer tyres



Some of the model features, optional extras and colours shown may not be available, or may only be available in a different specification, or at a different price

Standard Interior



Interior

Ambient lighting, staged – 64 colours

Front door sill panels with "Mercedes-Benz" lettering

Front seats with electric adjustment

THERMATIC two-zone automatic climate control

Velour floor mats

Communications, Safety and Assistance Systems

KEYLESS-GO Starting Function

MBUX Hard Disc Navigation

Parking package including reversing camera

Widescreen cockpit


Wireless phone charging¹

Trim and Upholstery

Brushed aluminium trim with light longitudinal grain (H46)



Leather – black



¹Compatible mobile phone required Some of the model features, optional extras and colours shown may not be available, or may only be available in a different specification, or at a different price

AMG Line Exterior (Optional)



Option shown: sodalite blue metallic (code 992)



Option shown: sodalite blue metallic (code 992)

Exterior : (In Addition/Replacement to Standard Exterior)

(20-inch) AMG 5-twin-spoke light-alloy wheels painted tremolite grey with a high-sheen finish (code RZV)

AMG front apron with chrome trim and distinctive air outlets

AMG side skirts painted in the vehicle colour

AMG rear apron with diffuser-look insert in black and trim strip in chrome

Diamond grille with Mercedes-Benz pattern in chrome, integrated Mercedes star

Flared wheel arches at front and rear, painted in the vehicle colour



AMG Line Interior (Optional)



Interior: (In Addition/Replacement to Interior Interior)

AMG brushed stainless steel sports pedals with black rubber studs

AMG floor mats in black velour with "AMG" lettering

Multifunction sport steering wheel, 3 spoke, flat bottom design

Roof liner in black fabric




Trim and Upholstery

Brushed aluminium trim with light longitudinal grain (H46)



Leather - black



3rd row of seats for 2 people* equipment highlights

The third seat row for two additional passengers can be quickly folded up or down at any time. Use the flexibility to suit your specific needs – depending on whether you wish to transport other passengers or a large amount of luggage.



*Requires (547) Electrically-adjustable rear seats + (PWT) Advanced-Plus Package

*Not available for PHEV or Mercedes-Benz AMG 53, 63, 63S models


Upholsteries

Standard Interior



Rough leather / leather black (201A)

Standard



Bahia brown / black (224A)

Option



Leather macchiato beige / black (215A)

Option



Nappa leather black (951A)

Option¹

AMG Line



Nappa leather / leather black (801A)

Standard



Nappa leather / two-tone leather white / black (885A)

Option



Nappa leather black (951A)

Option

Trim options



Brushed aluminium trim with light longitudinal grain(H46)

Standard



high-gloss brown linestructure lime wood trim (04H)

Option



Brown open-pore walnut wood trim(H22)

Option



MANUFAKTUR high-gloss black flowing lines piano lacquer

Option



Anthracite open-pore oak wood trim elements(H31)

Option



AMG carbon-fibre trim (H86)

Option

Wheel options

Standard Exterior



(19-inch) 10-spoke light-alloy wheels painted vanadium silver (27R)
Standard



(20-inch) 5-twin-spoke light-alloy wheels painted high-gloss black (30R)
Option



(19-inch) 5-spoke light-alloy wheels painted matt black (48R)
Option



(20-inch) multi-spoke light-alloy wheels painted matt black with a high-shine finish (60R)
Option



(19-inch) 5-spoke light-alloy wheels aerodynamically optimised, painted black with a high-shine finish (R57)
Option

Wheel options

AMG Line Exterior



(20-inch) AMG 5-twin-spoke light-alloy wheels painted in tremolite grey with a high-sheen finish
Standard (RZV)



(20-inch) AMG 5-twin-spoke light-alloy wheels painted in black with a high-sheen finish
Option (RZW)



(21-inch) AMG 5-twin-spoke light-alloy wheels painted high-gloss black
Option (RWC)



(21-inch) AMG 5-twin-spoke light-alloy wheels painted black with a high-sheen finish
Option (RYA)



(22-inch) AMG 5-twin-spoke light-alloy wheels painted high-gloss black with a high-sheen finish
Option (RPJ)



(22-inch) AMG 5-twin-spoke light-alloy wheels painted in black with a high-sheen finish
Option (RXT)

Some wheels are only available as part of a package and/or with certain engine types. Subject to availability. Please use our Online Configurator or speak to your local Mercedes-Benz Dealership for more information.

Colour options



● Standard **040 black non-metallic**



X Option **Metallic paint - sodalite blue (842U)**



X Option **Non-metallic paint - polar white (149U)**



X Option **Metallic paint - obsidian black (197U)**



X Option **MANUFAKTUR opalite white bright (799U)**



X Option **Metallic paint - selenite grey (992U)**



X Option **Metallic paint - high-tech silver (922U)**



X Option **MANUFAKTUR hyacinth red metallic (996U)**



X Option **MANUFAKTUR alpine grey solid (956U)**

Please note that, owing to limitations of on-screen representation, paint colours may differ from those shown

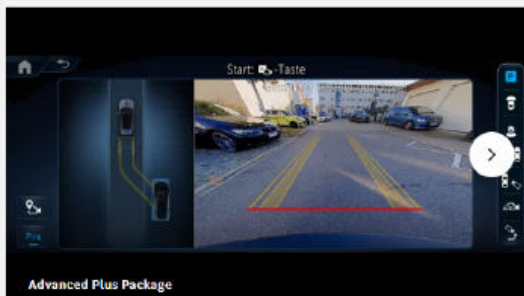
Packages



Advanced Package

without extra charge

- Advanced Package
- Smartphone integration
- Preinstallation for digital key transfer
- Package (steering code) - multimedia / digital contents
- Adaptive Highbeam Assist
- Heat-insulating dark-tinted glass
- Heated front seats
- Wireless charging system for mobile devices in the front
- TIREFIT
- 2 USB ports in the rear



Advanced-Plus Package

- Advanced Plus Package
- Burmester® surround sound system
- MBUX augmented reality for navigation
- Parking Package with 360-degree camera
- KEYLESS-GO Comfort Package
- Memory Package
- Smartphone integration
- Preinstallation for digital key transfer
- Package (steering code) - multimedia / digital contents
- Adaptive Highbeam Assist
- Heat-insulating dark-tinted glass
- Heated front seats
- Wireless charging system for mobile devices in the front
- TIREFIT
- 2 USB ports in the rear


from* €14,925



Premium Package

- Premium Package
- Panoramic sliding sunroof
- MULTIBEAM LED
- Burmester® surround sound system
- Head-up display
- THERMOTRONIC automatic climate control
- MBUX augmented reality for navigation
- Parking Package with 360-degree camera
- AIR BALANCE Package
- Temperature-controlled cup holder
- ENERGIZING Package
- KEYLESS-GO Comfort Package
- Memory Package
- Smartphone integration
- Preinstallation for digital key transfer
- Blind Spot Assist
- Package (steering code) - multimedia / digital contents
- Climatized front seats
- Heat-insulating dark-tinted glass
- Wireless charging system for mobile devices in the front
- TIREFIT
- 2 USB ports in the rear

from* €17,911



AMG



GLE

Mercedes-AMG

< >

Mercedes-AMG GLE Model lines overview



Mercedes-AMG GLE 53 4MATIC SUV



Mercedes-AMG GLE 63 S 4MATIC+

Technical data SUV

- Standard

Model	GLE 300 d 4MATIC	GLE 450 d 4MATIC	GLE 400 e 4MATIC	GLE 450 4MATIC
Engine				
Fuel delivery	Diesel	Diesel	Petrol	Petrol
Total displacement	cc 1,993	2,989	1,999	2,999
Arrangement/cylinders/valves	in-line/4/16	in-line/6/24	in-line/4/16	in-line/6/24
Power ¹	hp (kW) at rpm			
Combustion engine	269 (198)/4,200	367 (270)/4,000	252 (185)/5,800	381 (280)/5,800–6,100
Electric motor [Mild hybrid drive]	[20 (15)]	[22 (16)]	136 (100)	[22 (16)]
System output	–	–	375 (280)	–
Torque ¹	Nm at rpm			
Combustion engine	550/1,800–2200	750/1,350–2,800	400/2,000–3,200	500/1,800–5,000
Electric motor [Mild hybrid drive]	–	–	440	–
System output	–	–	650	–
Compression ratio	15.5:1.0	tbc	10:01	10:01
Equivalent All-Electric Range (EAER) ²	km –	–	103–104	–
Battery type (capacity)	kWh –	–	lithium-ion (31)	–
Power consumption, combined ^{2,3}	kWh/100 km –	–	273.0–247.0	–
Charging time				
Public Wallbox (11 kW AC) 10–100% ⁴	–	–	2 hrs 50 mins	–
Home Wallbox (7.4 kW AC) 10–100% ⁵	–	–	3 hrs 45 mins	–
Capacity on-board charger	–	–	7.4 kW AC; 11 kW AC	–
Emissions standard	Euro 6d-ISC-FCM	Euro 6d-ISC-FCM	Euro 6d-ISC-FCM	Euro 6d-ISC-FCM

Transmission				
9G-TRONIC PLUS 9-speed automatic	●	●	●	●

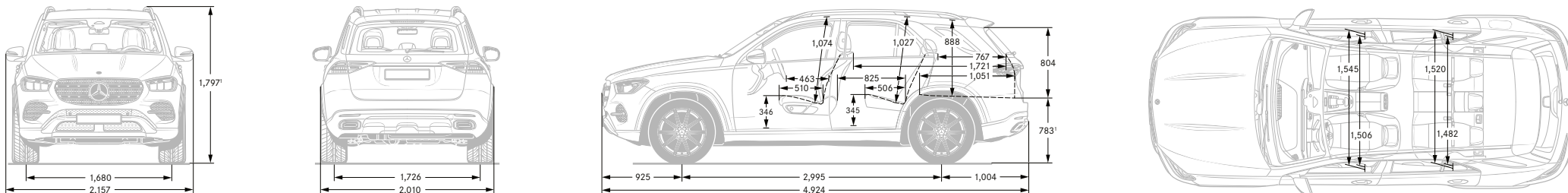
¹Figures according to Directive 80/1269/EEC in the currently applicable version. ²The indicated values were determined according to the prescribed measurement method - Worldwide Harmonised Light Vehicle Test Procedure (WLTP). Figures shown may include options which are not available in Ireland. For Plug-in Hybrid Electric Vehicle (PHEV) figures determined with the battery fully charged, using a combination of both battery power and fuel. These models require mains electricity for charging. ³The certified electrical consumption is generally determined at maximum AC charging capacity using a Mode 3 cable. It is therefore recommended that vehicles with a HV battery preferably be charged at a wallbox or an AC charging station with a Mode 3 cable in order to achieve shorter charging times and improved charging efficiency. ⁴Specified voltage and current values refer to network infrastructure and can be limited by the vehicle. Times are from 10-80% charge using public rapid charging at 60 kW. ⁵Specified voltage and current values refer to network infrastructure and can be limited by the vehicle. Times are from 10-100% charge using a wallbox (three phase) or standard socket (single-phase).

Technical data SUV

Model		GLE 300 d 4MATIC	GLE 450 d 4MATIC	GLE 400 e 4MATIC	GLE 450 4MATIC
Performance					
Acceleration 0–100 km/h	sec	6.9	5.6	6.1	5.6
Top speed (electric mode)	kph	230	250	210	250
Weights and capacities					
Kerb weight ⁶	kg	2,335	2,405	2,645	2,310
Perm. Gross Vehicle Weight	kg	2,970	3,110	3,010	3,230
Boot capacity – seats up/seats down	l	630/2,055	630/2,055	490/1,915	630/2,065
Towing capacity – unbraked/braked	kg	750/2,700	750/2,700	750/2,700	750/2,700
Fuel tank capacity/of which reserve	l	85/9	85/9	65/9	85/9
Turning circle	m	12.02	12.02	12.02	12.02
Fuel consumption^{7,8,9}					
Combined (consumption dependent on chosen optional equipment)	l/100 km	7.6–7.1	8.3–8.0	10.2–1.0	10.5–9.9
	mpg	37.2–39.8	34.0–35.3	256.8–282.5	26.9–28.5

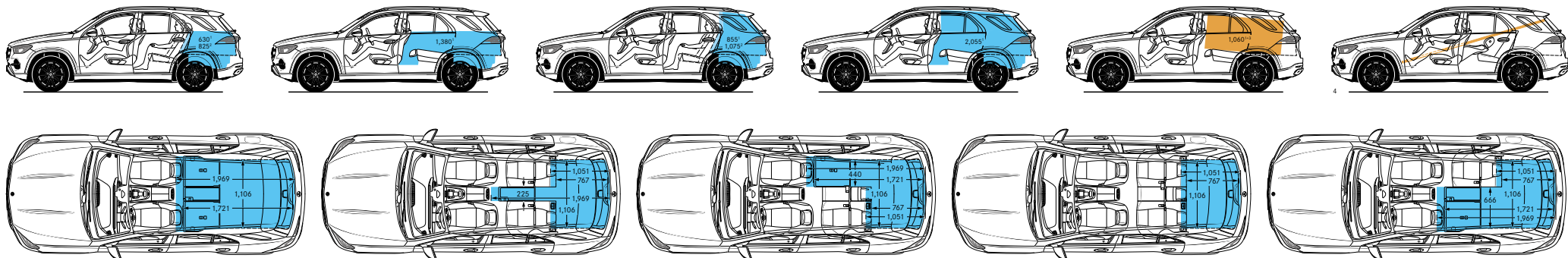
⁶Figures according to Directive 92/21/EC (kerb weight with fuel tank 90% full, driver, 68 kg, and luggage, 7 kg) for standard-specification vehicles. Optional extras and accessories will generally increase this figure and reduce the payload capacity accordingly. ⁷All figures are based on a standard specification with the smallest tyre size. ⁸The choice of wheels and transmission may affect CO₂ emissions and corresponding VRT Rate. ⁹The indicated values were determined according to the prescribed measurement method - Worldwide Harmonised Light Vehicle Test Procedure (WLTP). Figures shown may include options which are not available in Ireland. Figures shown are for comparability purposes; only compare with other cars tested to the same technical procedures. Figures may not reflect real life driving results, which will depend upon a number of factors including factory-fitted options, accessories fitted (post registration), variations in weather, driving styles and vehicle load.

GLE SUV



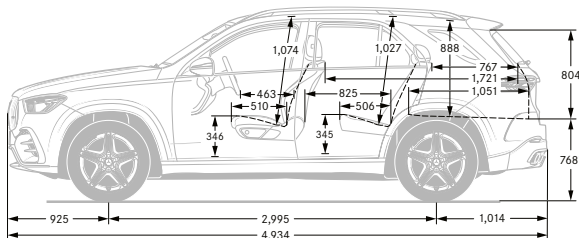
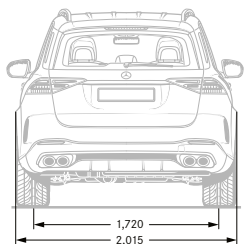
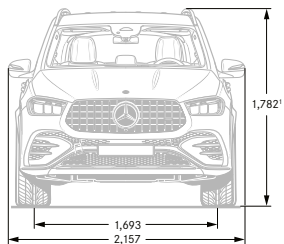
¹With steel suspension All measurements in millimetres. The dimensions shown are mean values and apply to standard-specification, unladen vehicles

GLE SUV – Boot capacity

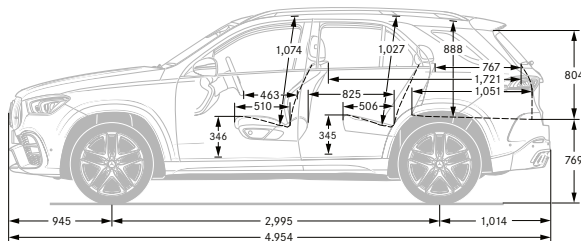
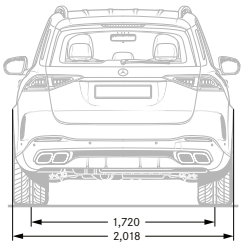
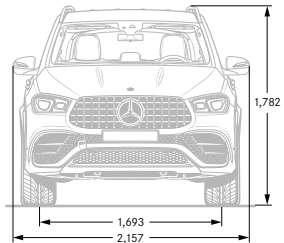


¹Volume in litres ²With rear seats fore/aft adjustment (optional extra) ³Largest cuboid: dimensions 1,581 × 1,010 × 664 mm, volume 1,060 litres Luggage compartment capacity according to guideline ISO3832:2002-06. Capacity may differ depending on optional extras

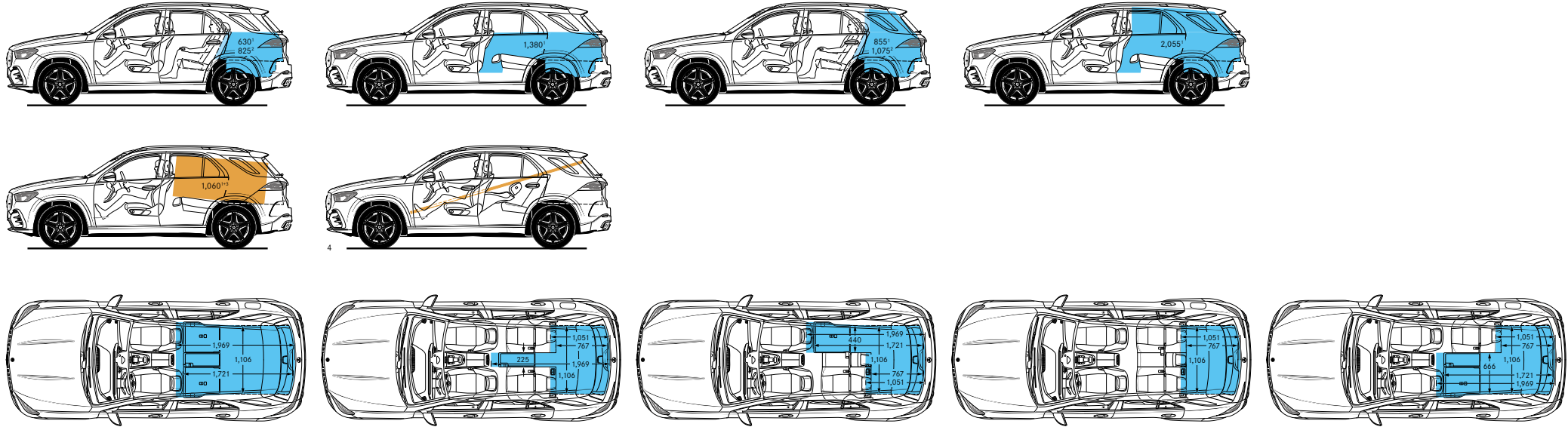
SUV – Mercedes-AMG GLE 53 4MATIC+




SUV – Mercedes-AMG GLE 63 S 4MATIC+



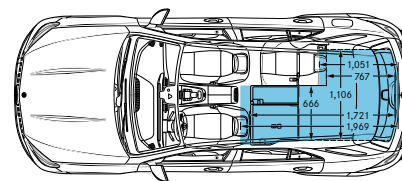
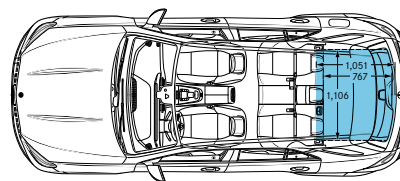
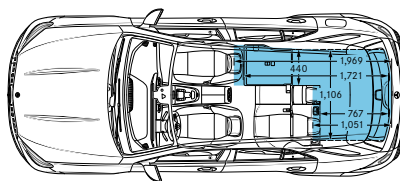
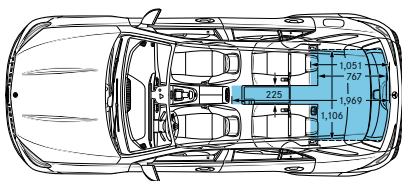
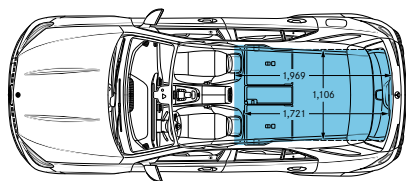
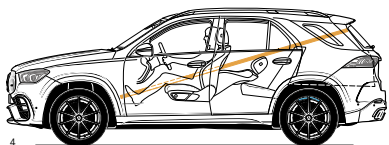
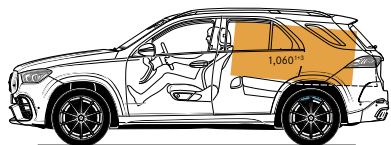
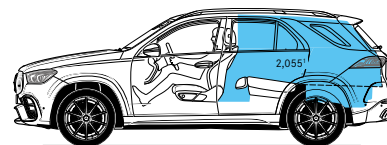
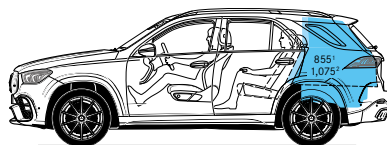
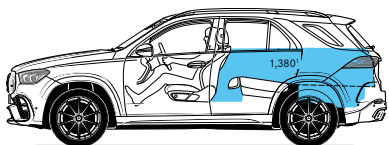
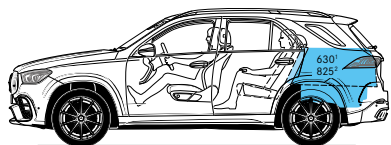
SUV - Mercedes-AMG GLE 53 4MATIC+ - Boot capacity



¹Volume in litres ²With rear seats fore/aft adjustment (optional extra) ³Largest cuboid: dimensions 1,581 × 1,010 × 664 mm, volume 1,060 litres ⁴Longest board: dimensions 3,165 × 400 × 30 mm Luggage compartment capacity according to guideline ISO3832:2002-06. Capacity may differ depending on optional extras



SUV - Mercedes-AMG GLE 63 S 4MATIC+ - Boot capacity



¹Volume in litres

²With rear seats fore/aft adjustment (optional extra)

³Largest cuboid: dimensions 1,581 × 1,010 × 664 mm, volume 1,060 litres

⁴Longest board: dimensions 3,165 × 400 × 30 mm

Luggage compartment capacity according to guideline ISO3832:2002-06. Capacity may differ depending on optional extras



Mercedes me

Welcome to your Mercedes-Benz world.

Imagine if ...you could connect with your Mercedes-Benz? With Mercedes me connect, you can! Mercedes me connect offers you new connectivity services that make driving more comfortable and incorporates your car into your personal lifestyle.

Standard Services

- Maintenance Management
- Telediagnosics
- Breakdown Management
- Accident Recovery
- Mercedes-Benz Emergency Call System

Remote Online Services¹


- Remote Retrieval of Vehicle Status (fuel level, tyre pressure etc.)
- Parked Vehicle Locator
- Vehicle Tracker
- Geofencing
- Door lock / unlock function





Getting connected is easy. Just set up your Mercedes me account and get in touch with your Mercedes-Benz dealer to connect your vehicle to your profile to access your Mercedes me connect services.


Contact your dealer to get connected, or go to www.mercedes.me for more details.


Follow us on the following social media channels:

 facebook.com/MercedesBenzCarsIreland

 instagram.com/mercedesbenz_cars_ireland

 linkedin.com/company/motor-distributors-ltd

 twitter.com/MercedesBenzIre

 youtube.com/mercedes-benzireland

Motor Distributors Ltd.
Naas Road
Dublin 12
Ireland
www.mercedes-benz.ie

Information correct at time of going to print. Prices and specifications are subject to change without prior notice. Prices quoted do not include dealer and delivery related charges. Images are for illustrative purposes only, actual product may vary. For more specific information in relation to the range of models, features, optional extras, colours and services available please speak to your local authorised Mercedes-Benz dealer.